

# BALMORAL CONTRACTS



## Quality

Balmoral manufacture in Dunmurry, Belfast, the traditional home of the company since its inception in 1920. Combining over 20,000 square metres of production space with the latest technology in manufacturing, we design and create exceptional furniture solutions. Balmoral manufacture under the stringent ISO BS EN 9001:2015 Quality Assurance standard, enabling us to have confidence in every piece of furniture and seating we supply.

## Environment

We have an environmental policy which commits us to reducing waste and energy. We've worked to introduce improvements throughout our manufacturing process and wherever possible reduce the environmental impact of all our operations, enabling us to secure accreditation to the Environmental Management System BS EN ISO 14001:2015.

## Accreditations

All products are manufactured under the stringent BS EN ISO 9001:2015 quality assurance standard, the environmental management system BS EN ISO 14001:2015 and the health and safety management system ISO 45001:2018.



## Our Mission

Balmoral Furniture is committed to providing complete customer satisfaction through the manufacture and delivery of cost effective, quality office furniture products within agreed delivery time scales.

## Customer Care

Balmoral Furniture is committed to continuously improving levels of customer care and has developed a number of services to help make the procurement process as easy as possible for its customers.

## Showroom

We welcome visitors to our extensive Showroom, where you can compare and contrast products with the help of one of our experienced Sales Team – Please call to arrange an appointment.

## Space Planning and Project Management

Our experienced sales team are readily available to offer free advice and support in space planning, product specification and project management. A free design service is offered whereby the company's design office is equipped with the latest Auto CAD software to create functional and practical layout drawings, bespoke product designs or 3 dimensional project visualisation drawings.



# Contents

Focus 100 - Office Desking  
**Page 5**

Focus 150 - Office Desking  
**Page 15**

Focus 200 - Office Desking  
**Page 19**

Height Adjustable Desking  
**Page 59**

Focus 250 - Office Desking  
**Page 64**

Kite Tables  
**Page 87**

Focus Storage  
**Page 93**

Bisley Storage  
**Page 102**

Times-2 Storage  
**Page 110**

Screens  
**Page 113**

Focus Screens  
**Page 160**

Ergo Accessories  
**Page 165**

Focus Seating  
**Page 169**

Breakout Seating  
**Page 204**

Coffee Tables  
**Page 253**

Multi-purpose Furniture  
**Page 259**

Folding Seating  
**Page 276**

Outdoor Furniture  
**Page 279**

Beam Seating  
**Page 288**

Zoeftig Seating  
**Page 295**

Approved Suppliers  
**Page 298**

Fabric Bands  
**Page 300**

# Focus 100 - Office Desking



The Focus 100 range has established itself as the standard for entry level contract office furniture. The range has been improved to offer more features such as metal handles and provides better value.

## Specification

- Focus 100 desk tops and panel ends are manufactured from 25mm MFC (Melamine Faced Chipboard) with 2mm PVC edging
- Modesty panels are manufactured from 18mm MFC
- Steel legs are powder-coated silver (RAL9006)
- Heavy duty metal drawer runners
- Metal-to-metal assembly fittings
- Keyed-to-differ locking systems with hinged keys
- Large 100 x 50 silver cable ports
- Focus 100 is available with a range of desk mounted screens
- Focus 100 is available with a wide choice of Focus storage units
- Customer Bespoke options available

## Colour Options

Ellmau Beech



Winchester Oak




Maple



Verona Cherry



Grey



White



Tobacco Aida Walnut



## Leg Options



Cantilever Leg



Panel End

## Colour Key:

Replace suffix " \* " with (B) Beech, (O) Oak, (M) Maple, (C) Verona Cherry, (G) Grey, (W) White, (TAW Tobacco Aida Walnut) and identify (R) Right Hand or (L) Left Hand where applicable.



\* Left Hand Shown

### Code

BALCIW20\*

### Size (mm)

2000 x 1180 x 720

### Retail (£)

469.00

### Description

Cantilever integrated workstation  
R = right hand  
L = left hand



### Code

BALPIW20\*

### Size (mm)

2000 x 1180 x 720

### Retail (£)

461.00

### Description

Panel end integrated workstation  
R = right hand  
L = left hand



\* Left Hand Shown

### Code

BALC1616\*

### Size (mm)

1600 x 1600 x 720  
800/800 Ends

### Retail (£)

493.00

### Description

Cantilever crescent desk  
R = right hand  
L = left hand



\* Left Hand Shown

### Code

BALP1616\*

### Size (mm)

1600 x 1600 x 720  
800/800 Ends

### Retail (£)

492.00

### Description

Panel end crescent desk  
R = right hand  
L = left hand



\* Left Hand Shown

Code	Size (mm)	Retail (£)	Description
BALCW12*	1180 x 1180 x 720	318.00	Cantilever crescent desk
BALCW14*	1400 x 1180 x 720	332.00	R = right hand
BALCW16*	1600 x 1180 x 720	344.00	L = left hand
BALCW18*	1800 x 1180 x 720	355.00	



\* Left Hand Shown

Code	Size (mm)	Retail (£)	Description
BALPW12*	1180 x 1180 x 720	286.00	Panel end crescent desk
BALPW14*	1400 x 1180 x 720	301.00	R = right hand
BALPW16*	1600 x 1180 x 720	311.00	L = left hand
BALPW18*	1800 x 1180 x 720	324.00	



\* Left Hand Shown

Code	Size (mm)	Retail (£)	Description
BALCWD12*	1180 x 1000 x 720	269.00	Cantilever wave desk
BALCWD14*	1400 x 1000 x 720	283.00	R = right hand
BALCWD16*	1600 x 1000 x 720	293.00	L = left hand
BALCWD18*	1800 x 1000 x 720	304.00	



\* Left Hand Shown

Code	Size (mm)	Retail (£)	Description
BALPWD12*	1180 x 1000 x 720	237.00	Panel end wave desk
BALPWD14*	1400 x 1000 x 720	250.00	R = right hand
BALPWD16*	1600 x 1000 x 720	261.00	L = left hand
BALPWD18*	1800 x 1000 x 720	271.00	





Code	Size (mm)	Retail (£)	Description
BALCD08*	800 x 800 x 720	239.00	Cantilever rectangular desk
BALCD12*	1180 x 800 x 720	255.00	
BALCD14*	1400 x 800 x 720	268.00	
BALCD16*	1600 x 800 x 720	279.00	
BALCD18*	1800 x 800 x 720	290.00	



Code	Size (mm)	Retail (£)	Description
BALPD08*	800 x 800 x 720	206.00	Panel rectangular desk
BALPD12*	1180 x 800 x 720	222.00	
BALPD14*	1400 x 800 x 720	235.00	
BALPD16*	1600 x 800 x 720	246.00	
BALPD18*	1800 x 800 x 720	258.00	



Code	Size (mm)	Retail (£)	Description
BALCPR10*	1000 x 600 x 720	505.00	Cantilever return unit with static pedestal R = right hand L = left hand

\* Left Hand Shown



Code	Size (mm)	Retail (£)	Description
BALPPR10*	1000 x 600 x 720	505.00	Panel end return unit with static pedestal R = right hand L = left hand

\* Left Hand Shown



**Code**  
BALSCR10\*

**Size (mm)**  
1000 x 600 x 720

**Retail (£)**  
262.00

**Description**  
Cantilever return unit



**Code**  
BALSPR10\*

**Size (mm)**  
1000 x 600 x 720

**Retail (£)**  
262.00

**Description**  
Panel end return unit



**Code**  
BALCPT08\*  
BALPTS\*

**Size (mm)**  
800 x 800 x 720  
600 x 450 x 150

**Retail (£)**  
269.00  
72.00

**Description**  
Cantilever printer table  
with optional paper  
stand



**Code**  
BALPPT08\*  
BALPTS\*

**Size (mm)**  
800 x 800 x 720  
600 x 450 x 150

**Retail (£)**  
269.00  
72.00

**Description**  
Panel end printer table  
with optional paper  
stand



Code	Size (mm)	Retail (£)	Description
BALMT16*	1600 x 800 x 720	311.00	Rectangular panel end meeting & conference tables
BALMT20*	2000 x 800 x 720	354.00	
BALCT20*	2000 x 1200 x 720	455.00	
BALCT24*	2400 x 1200 x 720	506.00	



Code	Size (mm)	Retail (£)	Description
BALCTB20*	2000 x 1200 x 720	455.00	Boat shaped panel end conference table
BALCTB24*	2400 x 1200 x 720	506.00	



Code	Size (mm)	Retail (£)	Description
BALSCT12*	1200 x 600 x 720	193.00	Semi circular meeting tables (Leg included)
BALSCT16*	1600 x 800 x 720	217.00	



Code	Size (mm)	Retail (£)	Description
BALBET12*	1200 diameter x 720 (800 END)	212.00	Bubble end meeting table (Leg included)

**Code**

BALCMT09\*  
BALCMT12\*

**Size (mm)**

900 diameter x 720  
1200 diameter x 720

**Retail (£)**

289.00  
328.00

**Description**

Meeting table circular  
(E-15B base included)

**Code**

BALTDMT\*

**Size (mm)**

965 x 965 x 720  
800/800

**Retail (£)**

197.00

**Description**

Meeting table teardrop  
(Leg included)  
R = right hand  
L = left hand

**Code**

BALCOT12\*

**Size (mm)**

1200 x 600 x 400

**Retail (£)**

218.00

**Description**

Coffee tables

BALCOT60\*

600 x 600 x 400

180.00

**Code**

BALSFP12\*

**Size (mm)**

1180 x 800 x 720

**Retail (£)**

472.00

**Description**

Single pedestal office  
desk, left or right hand  
pedestal, complete with  
3 locking drawers

BALSFP16\*

1600 x 800 x 720

502.00

Single pedestal office  
desk, left or right hand  
pedestal, complete with  
3 locking drawers



Code	Size (mm)	Retail (£)	Description
BAL DFP16*	1600 x 800 x 720	702.00	Double pedestal office desk. Pedestals may be any combination of 3 drawer or 2 drawer with filing frame. All locking drawers.



Code	Size (mm)	Retail (£)	Description
ST8080*	800 x 800 x 720	177.00	Four leg tubular frame with 25mm MFC top
ST1280*	1200 x 800 x 720	220.00	
ST1680*	1600 x 800 x 720	281.00	
ST1880*	1800 x 800 x 720	305.00	
ST09D*	900 diameter x 720	190.00	
ST12D*	1200 diameter x 720	259.00	



Code	Size (mm)	Retail (£)	Description
ST8080L*	800 x 800 x 725 (h)	301.00	Multi-purpose tables, heat and stain resistant 4 leg tubular frame, with 18mm laminated MDF top (Beech, Oak, Grey or Cherry, other colours P.O.A)
ST1280L*	1200 x 800 x 725 (h)	361.00	
ST1680L*	1600 x 800 x 725 (h)	410.00	
ST1880L*	1800 x 800 x 725 (h)	455.00	
ST09DL*	900 DIA X 725 (h)	316.00	
ST12DL*	1200 DIA X 725 (h)	388.00	



Code	Size (mm)	Retail (£)	Description
ST1680T*	1600 x 800 x 720	286.00	Four leg tubular frame with trapezoidal 25mm MFC top

**Code**

ST1680S\*

**Size (mm)**

1600 x 800 x 720

**Retail (£)**

257.00

**Description**

Three leg tubular frame  
with semi-circular 25mm  
MFC top

**Code**

LTA

**Model**

1372mm x 762mm x 760mm (H)  
18mm Laminate top with polished, bullnosed  
edges and 30mm radiused corners  
Standard Legs

Available – Beech, Light Oak as standard

**Retail (£)**

543.00

LTB

1524mm x 762mm x 760mm (H)  
18mm Laminate top with polished, bullnosed  
edges and 30mm radiused corners  
Standard Legs

Available – Beech, Light Oak as standard

569.00

Tapered legs additional cost

70.00

**Code**

LTC

**Model**

1200mm diameter x 760mm (H)  
18mm Laminate top with polished bullnose edge  
Standard Legs

Available – Beech, Light Oak as standard

**Retail (£)**

561.00

Tapered legs additional cost

70.00

# Focus **150** - Office Desking



The Focus 150 range offers a new leg design with integrated vertical cable management which can be combined with optional horizontal cable trays.

## Specification

- Focus 150 desks tops are manufactured from 25mm MFC (Melamine Faced Chipboard) with 2mm PVC edging
- Modesty panels are manufactured from 18mm MFC
- Steel legs with integrated vertical cable management and powder-coated silver (RAL9006)
- Heavy duty metal drawer runners
- Metal-to-metal assembly fittings
- Keyed-to-differ locking systems with hinged keys
- Large 100 x 50 silver cable parts
- Focus 150 is available with a range of desk mounted screens
- Focus 150 is available with a wide choice of Focus storage units
- Scratch resistant laminate, 13mm compact laminate and veneer options available
- Customer Bespoke options available

## Colour Options

Ellmau Beech



Winchester Oak




Maple



Verona Cherry



Grey



White



Tobacco Aida Walnut





**Colour Key:**

Replace suffix " \* " with (B) Beech, (O) Oak, (M) Maple, (C) Verona Cherry, (G) Grey, (W) White, (TAW Tobacco Aida Walnut) and identify (R) Right Hand or (L) Left Hand where applicable.



\* Left Hand Shown

Code	Size (mm)	Retail (£)	Description
BALMIW20*	2000 x 1180 x 720	578.00	Integrated workstation, cable managed cantilever legs R = right hand L = left hand



\* Left Hand Shown

Code	Size (mm)	Retail (£)	Description
BALM1616*	1600 x 1600 x 720 800/800 Ends	603.00	Crescent desk, cable managed cantilever legs



\* Left Hand Shown

Code	Size (mm)	Retail (£)	Description
BALMW12*	1180 x 1180 x 720	426.00	Crescent desk, cable managed cantilever legs R = right hand L = left hand
BALMW14*	1400 x 1180 x 720	443.00	
BALMW16*	1600 x 1180 x 720	452.00	
BALMW18*	1800 x 1180 x 720	464.00	



\* Left Hand Shown

Code	Size (mm)	Retail (£)	Description
BALMWD12*	1180 x 1000 x 720	356.00	Wave desk, cable managed cantilever legs R = right hand L = left hand
BALMWD14*	1400 x 1000 x 720	370.00	
BALMWD16*	1600 x 1000 x 720	382.00	
BALMWD18*	1800 x 1000 x 720	392.00	



Code	Size (mm)	Retail (£)	Description
BALMD08*	800 x 800 x 720	325.00	Rectangular desk, cable managed cantilever legs
BALMD12*	1180 x 800 x 720	342.00	
BALMD14*	1400 x 800 x 720	355.00	
BALMD16*	1600 x 800 x 720	367.00	
BALMD18*	1800 x 800 x 720	378.00	




Code	Size (mm)	Retail (£)	Description
BALMPR10*	1000 x 600 x 720	565.00	Return unit with static pedestal and cable managed cantilever leg R = right hand L = left hand



Code	Size (mm)	Retail (£)	Description
BALMSR10*	1000 x 600 x 720	369.00	Return unit, cable managed cantilever legs



Code	Size (mm)	Retail (£)	Description
BALMPT08*	800 x 800 x 720	367.00	Printer table, cable managed cantilever legs and optional paper stand
BALPTS*	600 x 450 x 150	72.00	



Code	Size (mm)	Retail (£)	Description
BALCM60	600 x 100 x 50	39.00	Mesh Cable Management Tray
BALCM80	800 x 100 x 50	41.00	
BALCM10	1000 x 100 x 50	43.00	
BALCM12	1200 x 100 x 50	45.00	
BALCM14	1400 x 100 x 50	47.00	
BALCM16	1600 x 100 x 50	49.00	

# Focus 200 - Office Desking



The Focus 200 beam system range provides the benefit of full cable management with cost efficient, flexible desking configurations.

## Specification

- Focus 200 desk tops are manufactured from 25mm MFC (Melamine Faced Chipboard) with 2mm PVC edging
- Steel legs with integrated vertical cable management and powder-coated silver (RAL9006)
- Metal-to-metal assembly fittings
- Large 100 x 50 silver cable parts
- Can be specified in free-standing or shared leg configuration
- Focus 200 is available with a range of desk mounted screens
- Focus 200 is available with a wide choice of Focus storage units
- Scratch resistant laminate, 13mm compact laminate and veneer options available
- Customer Bespoke options available

## Colour Options

Ellmau Beech



Winchester Oak




Maple



Verona Cherry



Grey



White



Tobacco Aida Walnut



## Leg Options



Cable managed beam leg

## Colour Key:

Replace suffix " \* " with (B) Beech, (O) Oak, (M) Maple, (C) Verona Cherry, (G) Grey, (W) White, (TAW Tobacco Aida Walnut) and identify (R) Right Hand or (L) Left Hand where applicable.



### Integrated Crescent Top Right Hand

Code	Size (mm)	Retail (£)	Description
ICTR20*	2000 x 1180 x 25	274.00	Integrated crescent top right hand



### Integrated Crescent Top Left Hand

Code	Size (mm)	Retail (£)	Description
ICTL20*	2000 x 1180 x 25	274.00	Integrated crescent top left hand



### Crescent Top Right Hand

Code	Size (mm)	Retail (£)	Description
CTR12*	1180 x 1180 x 25	190.00	Crescent top right hand
CTR14*	1400 x 1180 x 25	206.00	
CTR16*	1600 x 1180 x 25	211.00	
CTR18*	1800 x 1180 x 25	220.00	
CTR1616*	1600 x 1600 x 25	291.00	



### Crescent Top Left Hand

Code	Size (mm)	Retail (£)	Description
CTL12*	1180 x 1180 x 25	190.00	Crescent top left hand
CTL14*	1400 x 1180 x 25	206.00	
CTL16*	1600 x 1180 x 25	211.00	
CTL18*	1800 x 1180 x 25	220.00	
CTL1616*	1600 x 1600 x 25	291.00	



### Wave Top Right Hand

Code	Size (mm)	Retail (£)	Description
WTR14*	1400 x 1000 x 25	182.00	Wave top right hand
WTR16*	1600 x 1000 x 25	189.00	
WTR18*	1800 x 1000 x 25	197.00	



### Wave Top Left Hand

Code	Size (mm)	Retail (£)	Description
WTL14*	1400 x 1000 x 25	182.00	Wave top left hand
WTL16*	1600 x 1000 x 25	189.00	
WTL18*	1800 x 1000 x 25	197.00	



### Executive Desk Top

Code	Size (mm)	Retail (£)	Description
ETR*	1800 x 1350 x 25	289.00	Right hand desk
ETL*	1800 x 1350 x 25	289.00	Left hand desk



### Executive Desk Return Top

Code	Size (mm)	Retail (£)	Description
ERTR*	650 x 650 x 25	153.00	Right hand return top
ERTL*	650 x 650 x 25	153.00	Left hand return top



## Rectangular Desk Top

Code	Size (mm)	Retail (£)	Description
RT08*	800 x 800 x 25	138.00	Rectangular desk top
RT12*	1180 x 800 x 25	151.00	
RT14*	1400 x 800 x 25	162.00	
RT16*	1600 x 800 x 25	170.00	
RT18*	1800 x 800 x 25	187.00	



## Rectangular Return Top

Code	Size (mm)	Retail (£)	Description
RRT10*	1000 x 600 x 25	138.00	Rectangular return top



## Modesty Panels

Code	Size (mm)	Retail (£)	Description
MOD0800*	670 x 482 x 18	39.00	MFC modesty panels
MODCRES*	809 x 482 x 18	40.00	
MOD1000*	870 x 482 x 18	41.00	(R8-MPB modesty panel support brackets required)
MOD1180*	1050 x 482 x 18	46.00	
MOD1400*	1270 x 482 x 18	49.00	
MOD1600*	1470 x 482 x 18	51.00	
MOD1800*	1670 x 482 x 18	54.00	



## I-Beam Leg

Code	Size (mm)	Retail (£)	Description
AAR-R8-6001	720 Desk Height	114.00	600 I-Beam Leg
AAR-R8-8001	720 Desk Height	120.00	800 I-Beam Leg



## C-Beam Leg

Code	Size (mm)	Retail (£)	Description
PRO-R8-8CL	720 Desk Height	114.00	800 C-Beam Leg L/H
PRO-R8-8CR	720 Desk Height	120.00	800 C-Beam Leg R/H



## Height Adjustable Leg

Code	Size (mm)	Retail (£)	Description
R8-HS-6I	620 - 820 Desk Height	170.00	600 I-Height Adjustable Beam Leg
R8-HS-8I	620 - 820 Desk Height	170.00	800 I-Height Adjustable Beam Leg



## Beams

Code	Size (mm)	Retail (£)	Description
R8-SMB	800 - 1000	56.00	800 - 1000 Telescopic Beam
R8-MDB	1200 - 1800	72.00	1200 - 1800 Telescopic Beam
R8-LGB	1800 - 2200	119.00	1800 - 2200 Telescopic Beam





### Round Meeting Table Top

Code	Size (mm)	Retail (£)	Description
RT90*	900 Diameter x 25	147.00	Round meeting table top (4 Legs or pedestal base)
RT100*	1000 Diameter x 25	178.00	
RT120*	1200 Diameter x 25	185.00	



### Boat Shaped Meeting Table Top

Code	Size (mm)	Retail (£)	Description
BST2012*	2000 x 1200 x 25	294.00	Boat shaped meeting table top
BST2411*	2400 x 1200 x 25	336.00	



### Extension Desk (Leg Included)

Code	Size (mm)	Retail (£)	Description
BET12*	1200 Diameter with 800 flat	212.00	Bubble end meeting table (leg included)



### Desk Top Extensions

Code	Size (mm)	Retail (£)	Description
ET12*	1205 x 600 x 25	159.00	Desk top extensions (Requires 2no. R8-BLLP D-end extension brackets)
ET16*	1605 x 800 x 25	184.00	



### Coffee Table Top

Code	Size (mm)	Retail (£)	Description
T6060*	600 x 600 x 25	94.00	Coffee table tops
T1260*	1200 x 600 x 25	124.00	



### Rectangular Meeting Table Top

Code	Size (mm)	Retail (£)	Description
MT08*	800 x 800 x 25	138.00	Rectangular meeting table tops
MT12*	1200 x 800 x 25	151.00	
MT14*	1400 x 800 x 25	162.00	
MT16*	1600 x 800 x 25	170.00	
MT18*	1800 x 800 x 25	187.00	
MT20*	2000 x 1200 x 25	294.00	
MT24*	2400 x 1200 x 25	336.00	



### Table Leg Options

Code	Size (mm)	Retail (£)	Description
SLEG	720 High	27.00 each	Support leg



### CT-609

Code	Size (mm)	Retail (£)	Description
CT-609	Up to 2400 x 1200mm	315.00	Double pedestal aluminium conference table base



## CT-608

**Code**

CT-608

**Size (mm)**


1500 diameter max

**Retail (£)**

231.00

**Description**

Single pedestal aluminium conference table base



## Round Table Base For Circular Tables

**Code**

4550

**Size (mm)**

550 diameter x 730 (h)

**Retail (£)**

317.00

**Description**

Round pedestal table base for circular tables (max top size 1300 diameter). Black as standard.



## E-19

**Code**

E-19

**Size (mm)**

450 diameter x 720 (h)

**Retail (£)**

124.00

**Description**

Brushed stainless steel base with adjustable glides (max top size 900 diameter)



## E-19B

**Code**

E-19B

**Size (mm)**

580 diameter x 720 (h)

**Retail (£)**

147.00

**Description**

Brushed stainless steel base with adjustable glides (max top size 1200 diameter)



## E-19-50

**Code**

E-19-50

**Size (mm)**

450 diameter x 500 (h)

**Retail (£)**

118.00

**Description**

Brushed stainless steel base with adjustable glides (max top size 800 diameter)



## E-15

**Code**

E-15

**Size (mm)**

450 diameter x 720 (h)

**Retail (£)**

93.00

**Description**

Black cast iron pedestal base (max top size 800 diameter)



## Folding Frame (Pair)

**Code**

OMP3000

**Size (mm)**

For use with table sizes: 1400, 1600 & 1800

**Retail (£)**

225.00

**Description**

Folding frame. Chrome.

Table top sold separately



## CT-620

Code	Size (mm)	Retail (£)	Description
CT-620	Suitable for top size from 2400-3000 x 1200	420.00	Triple pedestal polished aluminium base

## Premium Flip Top Table



### FLIP TOP TABLE LENGTH PACKS



Size	Order Code	Price
<b>Trapezoidal &amp; Semi Circular Length packs</b>		
600mm Deep	FT-600-TS-LP	42.00
750mm Deep	FT-750-TS-LP	47.00
800mm Deep	FT-800-TS-LP	47.00
<b>Rectangular Length Packs</b>		
1000w	FT-1000-LP	47.00
1200w	FT-1200-LP	47.00
1400w	FT-1400-LP	51.00
<i>(can also be used for 1200dia circular)</i>		
1500w	FT-1500-LP	52.00
1600w	FT-1600-LP	54.00
1800w	FT-1800-LP	58.00
2000w	FT-2000-LP	61.00

Polished Chrome feet option for above add £126.00

## FSO LEG SETS



Size	Order Code	Price
<b>STANDARD</b>		
600mm Deep	FT-FSO-600-EF	329.00
800mm Deep	FT-FSO-800-EF	343.00
<b>FULLY LOADED (ACCEPTS ACCESSORIES)</b>		
600mm Deep	FT-FSO-600-XX	347.00
800mm Deep	FT-FSO-800-XX	362.00
<b>SPECIAL HEIGHT (PLEASE SPECIFY)</b>		
600mm Deep	FTXL-FSO-600-EF	395.00
800mm Deep	FTXL-FSO-800-EF	412.00

## R8 LEG SETS



Size	Order Code	Price
<b>STANDARD</b>		
600mm Deep	FT-R8-600-EF	362.00
800mm Deep	FT-R8-800-EF	369.00
<b>FULLY LOADED (ACCEPTS ACCESSORIES)</b>		
600mm Deep	FT-R8-600-XX	369.00
800mm Deep	FT-R8-800-XX	387.00
<b>SPECIAL HEIGHT (PLEASE SPECIFY)</b>		
600mm Deep	FTXL-R8-600-EF	424.00
800mm Deep	FTXL-R8-800-EF	447.00

## L8 LEG SETS



Size	Order Code	Price
<b>STANDARD</b>		
600mm Deep	FT-L8-600-EF	371.00
800mm Deep	FT-L8-800-EF	387.00
<b>FULLY LOADED (ACCEPTS ACCESSORIES)</b>		
600mm Deep	FT-L8-600-XX	390.00
800mm Deep	FT-L8-800-XX	407.00
<b>SPECIAL HEIGHT (PLEASE SPECIFY)</b>		
600mm Deep	FTXL-L8-600-EF	447.00
800mm Deep	FTXL-L8-800-EF	463.00
<b>STANDARD HEIGHT WITH CHROME FOOT</b>		
600mm Deep	FT-L8-600-CHR	543.00
800mm Deep	FT-L8-800-CHR	559.00

## CB Bench - Product Overview

---

### Frame construction


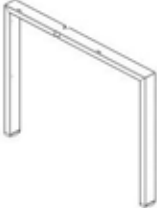

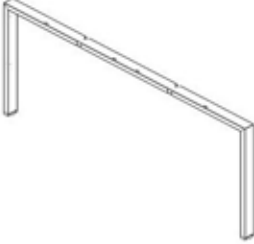



The CB Bench platform has been designed to use the minimum amount of components possible. The system utilises an innovative leg to rail connection to create a stable product whilst providing a cost-effective solution for both desk and bench configurations. The CB Bench platform uses a single cross rail on the desk version, and twin cross rails on the bench version, resulting in a universal top drilling pattern across both options, and the intermediate leg frames will enable the construction of multi-person runs.







# CB Bench - Components

## CB Bench LEG FRAMES - 60 x 30mm TUBE PROFILE

thumbnail	product code	description	MOQ	BULK	PACKED
	CB-06-EL	600 END LEG	40		84.00
		* Add -IP suffix to code for individually packed			
	CB-07-EL-LH	700 END LEG - LEFT HAND	40		98.00
	CB-07-EL-RH	700 END LEG - RIGHT HAND	40		98.00
	CB-08-EL-LH	800 END LEG - LEFT HAND	40		99.00
	CB-08-EL-RH	800 END LEG - RIGHT HAND	40		99.00
		* Add -IP suffix to code for individually packed			
	CB-12-EL	1200 END LEG	40		122.00
		* Add -IP suffix to code for individually packed			
	CB-14-EL	1400 END LEG	40		122.00
	CB-16-EL	1600 END LEG	40		123.00
		* Add -IP suffix to code for individually packed			
	CB-06-08-INT	600-800 INTERMEDIATE LEG	40		114.00
	CB-12-16-INT	12-16 INTERMEDIATE LEG	40		147.00
		* Add -IP suffix to code for individually packed			
<b>CB Bench CROSS RAILS - 40 x 25mm TUBE PROFILE</b>					
	CB-08-CR	800 CROSS RAIL	20		37.00
	CB-10-CR	1000 CROSS RAIL	20		39.00
	CB-12-CR	1200 CROSS RAIL	20		41.00
	CB-14-CR	1400 CROSS RAIL	20		42.00
	CB-15-CR	1500 CROSS RAIL	20		44.00
	CB-16-CR	1600 CROSS RAIL	20		46.00
	CB-18-CR	1800 CROSS RAIL	20		48.00
	CB-12-RR	1200 RETURN RAIL	20		38.00
	CB-14-RR	1400 RETURN RAIL	20		39.00
	CB-16-RR	1600 RETURN RAIL	20		41.00
	CB-18-RR	1800 RETURN RAIL	20		46.00
		* Add -IP suffix to code for individually packed			

# CB Bench - Components





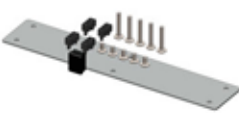
## CB Bench CABLE TRAYS

thumbnail	product code	description	MOQ	INDIVIDUALLY PACKED
	CB-CT-10	DOUBLE CABLE TRAY 1000	1	62.00
	CB-CT-12-15	DOUBLE CABLE TRAY 1200-1500	1	70.00
	CB-CT-16-18	DOUBLE CABLE TRAY 1600-1800	1	98.00
	SS-EDLT-CT-10	SINGLE CABLE TRAY (850w)	1	41.00
	SS-EDLT-CT-12-18	SINGLE CABLE TRAY (1050w)	1	42.00
	SS-EDLT-CT-18	SINGLE CABLE TRAY (1450w)	1	67.00

## CB Bench MASS CABLE RISER



	B8-MASS	INTERMEDIATE LEG MASS CABLE RISER	10	114.00
---	---------	-----------------------------------	----	--------

## CB Bench ACCESSORIES


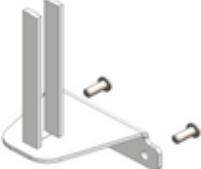

	CB-D-END	D-END SUPPORT BRACKETS (PAIR)	5	84.00
	CB-INF-BKT	INFILL PANEL BRACKET (SET OF 4) *Please note: These brackets work only between end frames <b>NOT</b> between end to intermediate or intermediate to intermediate frames	5	33.00
	CB-MOD-BKT	MODESTY PANEL BRACKET (SET OF 4) *Please note: These brackets work only between end frames <b>NOT</b> between end to intermediate or intermediate to intermediate frames	5	30.00
	CB-FK-RECT	FITTINGS KIT FOR RECTANGULAR TOP	40	19.00
	CB-FK-RETURN	FITTINGS KIT FOR RETURN TOP	40	33.00

## CB Bench - Components

### Screen Brackets - Desktop Mounted

thumbnail	product code	description	MOQ	INDIVIDUALLY PACKED
	SBKT-01	10mm DIA SPIGOT WITH 32mm JAW supplied individually	1	20.00
	SBKT-10	TRIM SPIGOT WITH 32mm JAW supplied in handed pairs	1	37.00

### Screen Brackets - Frame Mounted

	SBKT-136	END LEG BKT WITH TRIM SPIGOT supplied individually	1	22.00
	SBKT-137	INTER LEG BKT WITH TRIM SPIGOTS supplied individually	1	30.00
	SBKT-138	END / INTER BKT WITH 10mm DIA SPIGOT supplied individually	1	22.00

## MT55 Overview

---

### MT55 BENEFITS

The MT55 meeting table frame system is cleverly designed to use the minimum amount of components to allow the creation of tables of all sizes. Using a leg set containing 4 identical leg components designed to fit into a convenient box, together with a comprehensive rail set selection, MT55 can be used in all sorts of environments and situations. It can also be used as simple 4 legged desk solution if necessary, and is a great solution wherever meeting tables are required. The range includes optional cable management solutions, enabling both vertical and horizontal routing to be catered for. Re-configuration is possible by simply swapping the rail sets for a different size, and replacing the table top panel.




This information pack contains all the information required to specify MT55, including code information and prices to make ordering and specification more straight forward. Desktop drilling information and assembly instructions are also included to assist with installation.



If you have any questions relating to this exciting new addition to the Rack product portfolio, or any other Rack desking products, please call our dedicated sales team.

Thumbnail	Product Code	Description	MOQ	Price
-----------	--------------	-------------	-----	-------

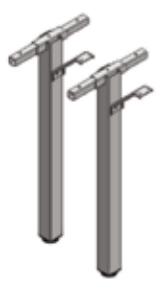
Leg Set (supplied in boxes of 4)



<b>MT55-LEG-SET</b>	50mm Square Leg Set - 715mm High	10	206.00
---------------------	----------------------------------	----	--------

**Note:** The leg set is supplied as a boxed set of 4. The overall height including a 25mm desktop is 740mm.

Inline Leg Set (supplied boxed in pairs)



<b>MT55-INT-LEG-SET</b>	50mm Inline Square Leg Set - 715mm High	10	140.00
-------------------------	---	----	--------

**Note:** The Inline leg set is supplied as a boxed set of 2. The overall height including a 25mm desktop is 740mm. Includes the Triangulation brackets.

Table Rail Sets (supplied in pairs)



<b>MT55-RAIL-06</b>	Rail Set - 600mm	10	40.00
<b>MT55-RAIL-07</b>	Rail Set - 700mm	10	44.00
<b>MT55-RAIL-08</b>	Rail Set - 800mm	10	52.00
<b>MT55-RAIL-09</b>	Rail Set - 900mm	10	56.00
<b>MT55-RAIL-10</b>	Rail Set - 1000mm	10	61.00
<b>MT55-RAIL-11</b>	Rail Set - 1100mm	10	69.00
<b>MT55-RAIL-12</b>	Rail Set - 1200mm	10	71.00
<b>MT55-RAIL-13</b>	Rail Set - 1300mm	10	72.00
<b>MT55-RAIL-14</b>	Rail Set - 1400mm	10	81.00
<b>MT55-RAIL-15</b>	Rail Set - 1500mm	10	82.00
<b>MT55-RAIL-16</b>	Rail Set - 1600mm	10	102.00
<b>MT55-RAIL-17</b>	Rail Set - 1700mm	10	102.00
<b>MT55-RAIL-18</b>	Rail Set - 1800mm	10	102.00
<b>MT55-RAIL-19</b>	Rail Set - 1900mm	10	102.00
<b>MT55-RAIL-20</b>	Rail Set - 2000mm	10	104.00




Rail Splicer Set (supplied in pairs)



<b>MT55-RAIL-SPLICER</b>	Rail Splicer (pair) - 2200mm/2400mm	10	80.00
--------------------------	-------------------------------------	----	-------

**Note:** This part enables a 2.2 or 2.4m rail to be created by using 2no. 1100 or 1200 rails only. This does not work with any other rail sizes. (PLEASE PURCHASE 1100/1200 RAILS SEPARATELY)\*

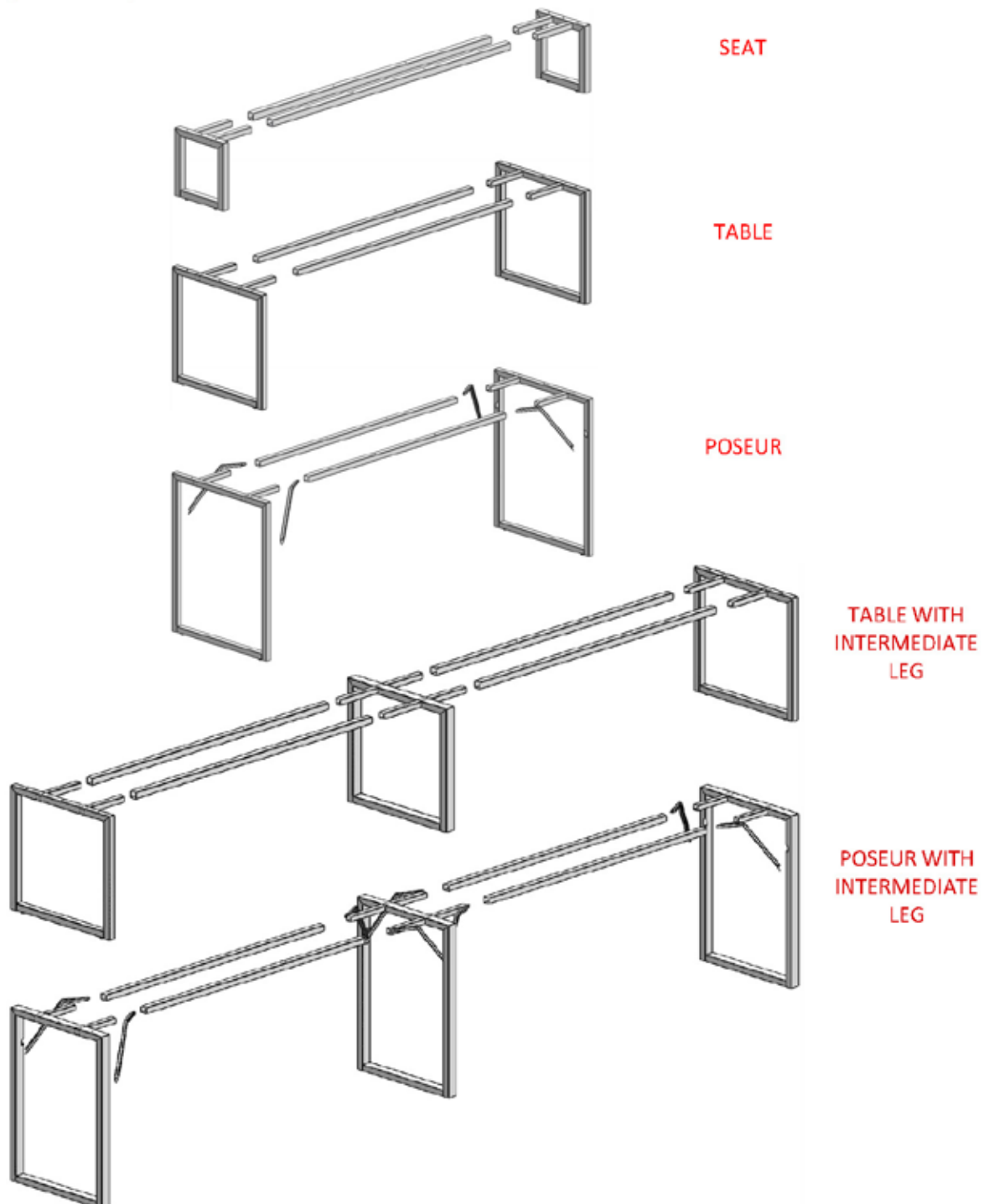
\* not suitable for use on 6 legged configurations

Thumbnail	Product Code	Description	MOQ	Price
<b>Single Width Cable Tray</b>				
	<b>SS-EDLT-CT-10</b>	Single Width Cable Tray - to suit table length 1000mm	1	46.00
	<b>SS-EDLT-CT-12-18</b>	Single Width Cable Tray - to suit table length 12-1800mm	1	48.00
	<b>SS-EDLT-CT-18</b>	Single Width Cable Tray - to suit table length 1800mm	1	80.00
<b>Note:</b> Cable trays are suspended from the underside of the desktop on hanging brackets. The hanging brackets allow the tray to be hinged down from either side to provide cable access.				
<b>Double Width Cable Tray</b>				
	<b>CB-CT-10</b>	Double Width Cable Tray - to suit table length 1000mm	1	64.00
	<b>CB-CT-12-15</b>	Double Width Cable Tray - to suit table length 12-1500mm	1	72.00
	<b>CB-CT-16-18</b>	Double Width Cable Tray - to suit table length 16-1800mm	1	118.00
<b>Note:</b> Cable trays are suspended from the underside of the desktop on hanging brackets. The hanging brackets allow the tray to be hinged down from either side to provide cable access.				
<b>Power Tower</b>				
	<b>B8-HS-PT</b>	Bench Power Tower - Height Settable Version	10	124.00
<b>Note:</b> To provide cable management from floor to cable tray				

## Picnic - Product Overview

### Frame construction

The **PICNIC** platform is a robust and sturdy system designed around the spigot method of assembly. The Seat ranges from 1000 to 2000mm in width at 350mm deep. The Table ranges from 1200 to 2200mm in width to 700 or 800mm deep. The Poseur legs unique triangulation design creates lateral stability and allows you to build tables that range from 1200 to 2200mm in width and 700 or 800mm deep. Within the poseur variant you have the additional option of choosing the tube size of the leg frame (40x40mm or 60x40mm). Introducing an intermediate leg to the Table or Poseur range extends the possibilities to build longer configurations where the overall length can be infinite. The Poseur with intermediate leg uses an additional triangulation support to achieve great stability.



## Picnic - Images

---

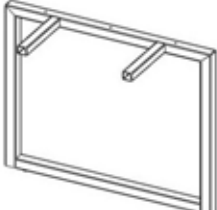
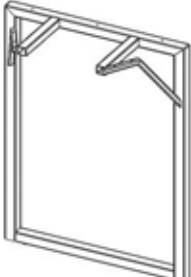


# Picnic



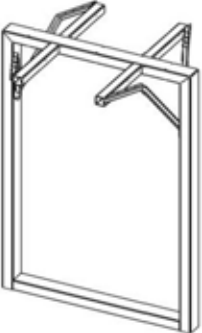
## Picnic - Components

### PICNIC LEG FRAMES - 40 x 40mm TUBE PROFILE

thumbnail	product code	description	MOQ	price
	PN-ST-4EL	350 SEAT END LEG 385mm High 340mm Width 40x40mm Tube Profile	10	136.00
	PN-TB-7EL	700 TABLE END LEG 715mm High 690mm Width 40x40mm Tube Profile	10	183.00
	PN-TB-8EL	800 TABLE END LEG 715mm High 790mm Width 40x40mm Tube Profile	10	194.00
	PN-PS-7EL	700 POSEUR END LEG 1075mm High 690mm Width 40x40mm Tube Profile	10	204.00
	PN-PS-8EL	800 POSEUR END LEG 1075mm High 790mm Width 40x40mm Tube Profile	10	206.00



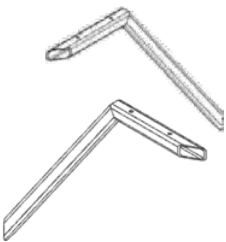

## Picnic - Components

### PICNIC INTERMEDIATE LEG FRAMES - 60 x 40mm TUBE PROFILE

thumbnail	product code	description	MOQ	price
	PN64-TB-7INT	700 TABLE INTERMEDIATE LEG 715mm High 690mm Width 60x40mm Tube Profile	10	180.00
	PN64-TB-8INT	800 TABLE INTERMEDIATE LEG 715mm High 790mm Width 60x40mm Tube Profile	10	187.00
	PN64-PS-7INT	700 POSEUR INTERMEDIATE LEG 1075mm High 690mm Width 60x40mm Tube Profile	10	180.00
	PN64-PS-8INT	800 POSEUR INTERMEDIATE LEG 1075mm High 790mm Width 60x40mm Tube Profile	10	204.00

## Picnic - Components

### PICNIC LEG FRAMES - 60 x 40mm TUBE PROFILE

Thumbnail	Product Code	Description	MOQ	Price
Beams (supplied in pairs)				
	<b>PN-BEAM-10</b>	Beam - 1000mm	5	£68.00
	<b>PN-BEAM-12</b>	Beam - 1200mm	5	£84.00
	<b>PN-BEAM-14</b>	Beam - 1400mm	5	£99.00
	<b>PN-BEAM-16</b>	Beam - 1600mm	5	£99.00
	<b>PN-BEAM-18</b>	Beam - 1800mm	5	£122.00
<i>Beams can be used on any legframe</i>				
Adjustable Rail (supplied in pairs)				
	<b>PN-BEAM-20</b>	Adjustable Rail <i>To achieve the following lengths: 2000, 2100 &amp; 2200mm</i>	5	£175.00
Poseur End Leg Triangulation Brackets (supplied in pairs)				
	<b>PN-PS-EL-TB</b>	Poseur End Leg Triangulation Brackets <i>left and right handed pair</i>	10	£43.00
Poseur Intermediate Leg Triangulation Brackets (supplied in pairs)				
	<b>PN64-PS-INT-TB</b>	Poseur Intermediate Leg Triangulation Brackets <i>pair</i>	10	£64.00



## SPLINTA SOLO - Product Overview

### Table construction

**SPLINTA SOLO** is an elegant reinterpretation of the humble pillar leg. Consisting of a tapered solid oak leg with height leveller and a cleverly designed top plate, **SPLINTA SOLO** can be directly screwed or bolted to the underside of any pre-drilled or inserted 25mm table top. **SPLINTA SOLO** offers total flexibility. \*Table Tops Not Included\*



## Components & Accessories

Thumbnail	Product Code	Description	MOQ	Price
Dining Table Leg - 692mm High				
	<b>TB-OAK-END-LEG-SGL</b>	Solid Oak leg (FSC) - Single - <i>Lacquered finish: <b>Natural</b></i>	1	£93.00
	<b>SP-RACK-BLO-0692</b>	Solid Oak leg (FSC) - Single - <i>Stained, lacquered finish: <b>Black</b></i>	1	£93.00
<i>Note: Oak legs are susceptible to extended lead time due to raw material availability. As wood is a natural product, shade, colour and character variation will occur.</i>				
Corner Leg Bracket				
	<b>SP-SPO-LBKT</b>	Solo Leg Bracket (single) <i>Includes fittings kit to assemble to oak leg &amp; secure top</i>	1	£71.00
<i>Note: requires 1no. TB-OAK-END-LEG-SGL</i>				


## SPLINTA CONNEKT - Product Overview

---

### Table construction

**SPLINTA CONNEKT** is a modular meeting/boardroom table system. Consisting of a modified **SPLINTA SOLO** leg assembly and a series of connecting rails to construct a rigid, highly stable table under-frame. The slim profile of the connecting rails increase knee space around the entire perimeter of the tabletop and cleverly designed intermediate legs provide support on long spans and assist when splicing together multiple table tops on very large configurations. \* Table Tops Not Included \*



Thumbnail	Product Code	Description	MOQ	Price
Dining Table Leg - 692mm High				
	<b>TB-OAK-END-LEG-SGL</b>	Solid Oak leg (FSC) - Single - <i>Lacquered finish: Natural</i>	1	£93.00
	<b>SP-RACK-BLO-0692</b>	Solid Oak leg (FSC) - Single - <i>Stained, lacquered finish: Black</i>	1	£93.00
<i>Note: Oak legs are susceptible to extended lead time due to raw material availability. As wood is a natural product, shade, colour and character variation will occur.</i>				

## Corner Leg Bracket



<b>SP-SPC-LBKT-CR</b>	Corner Leg Bracket (single)	1	£80.00
<i>Includes fittings kit to assemble to oak leg, rails &amp; secure top</i>			

*Note: requires 1no. TB-OAK-END-LEG-SGL*

## Intermediate Leg Bracket



<b>SP-SPC-LBKT-IN</b>	Intermediate Leg Bracket (single)	1	£80.00
<i>Includes fittings kit to assemble to oak leg, rails &amp; secure top</i>			





*Note: requires 1no. TB-OAK-END-LEG-SGL*

## Rails (please note: rails are sold as singles)

	Length	Corner to Corner Top Size	Corner to Inter Top Size	Inter to Inter Top Size		
<b>SP-SPC-RAIL-08</b>	336mm	800			1	£21.00
<b>SP-SPC-RAIL-09</b>	436mm	900			1	£22.00
<b>SP-SPC-RAIL-10</b>	536mm	1000	800		1	£23.00
<b>SP-SPC-RAIL-11</b>	636mm	1100	900		1	£25.00
<b>SP-SPC-RAIL-12</b>	736mm	1200	1000	800	1	£28.00
<b>SP-SPC-RAIL-13</b>	836mm	1300	1100	900	1	£30.00
<b>SP-SPC-RAIL-14</b>	936mm	1400	1200	1000	1	£31.00
<b>SP-SPC-RAIL-15</b>	1036mm	1500	1300	1100	1	£31.00
<b>SP-SPC-RAIL-16</b>	1136mm	1600	1400	1200	1	£33.00
<b>SP-SPC-RAIL-17</b>	1236mm	1700	1500	1300	1	£36.00
<b>SP-SPC-RAIL-18</b>	1336mm	1800	1600	1400	1	£36.00
<b>SP-SPC-RAIL-19</b>	1436mm	1900	1700	1500	1	£37.00
<b>SP-SPC-RAIL-20</b>	1536mm	2000	1800	1600	1	£43.00
<b>SP-SPC-RAIL-21</b>	1636mm	2100	1900	1700	1	£43.00
<b>SP-SPC-RAIL-22</b>	1736mm	2200	2000	1800	1	£44.00
<b>SP-SPC-RAIL-23</b>	1836mm	2300	2100	1900	1	£44.00
<b>SP-SPC-RAIL-24</b>	1936mm	2400	2200	2000	1	£44.00



## Components & Accessories

Thumbnail	Product Code	Description	MOQ	Price
<b>Cable Trays</b>				
	<b>CB-CT-10</b>	Double Cable Tray (850w) - Suits the 1400 & 1500 rail sets	1	62.00
	<b>CB-CT-12-15</b>	Double Cable Tray (1050w) - Suits the 1600 to 1900 rail sets	1	70.00
	<b>CB-CT-16-18</b>	Double Cable Tray (1450w) - Suits the 2000 to 2200 rail sets	1	100.00
<hr/>				
	<b>SS-EDLT-CT-10</b>	Single Cable Tray (850w) - Suits the 1400 & 1500 rail sets	1	41.00
	<b>SS-EDLT-CT-12-18</b>	Single Cable Tray (1050w) - Suits the 1600 to 1900 rail sets	1	41.00
	<b>SS-EDLT-CT-18</b>	Single Cable Tray (1450w) - Suits the 2000 to 2200 rail sets	1	68.00
<hr/>				
<b>Power Tower</b>				
	<b>B8-HS-PT</b>	Bench Power Tower (Height Settable Version) Range 500 to 750mm high	5	124.00
<hr/>				
<b>Fabric Cable Riser</b>				
	<b>TB-TIM-FAB-CR</b>	Splinta - Zipped Fabric Cable Riser fits to inside of TB-OAK-END-LEG-SGL Available in Blazer Lite fabric ONLY * MOQ must be of the same fabric code	10*	81.00



## SPLINTA ONE - Product Overview

### Construction

Perfect for office breakout, reception and lobby areas; **SPLINTA ONE** combines simplicity and elegance in design with the warmth and natural ambience of high finish solid oak.

By cleverly marrying steel connectors to beautiful wooden legs, **SPLINTA ONE** creates a stunning platform to compliment an expansive scope of table top designs.

The **SPLINTA ONE** Table Base Family offers the full versatility of both 3 and 4 legged versions (3 different heights) and even boasts it's very own soft-sleeve fabric cable riser as an optional accessory.

Steel and Solid Oak. Minimum Components. Maximum Flare.

### Fabric Pricing Key

Fabric - B	Rivet
Fabric - C	Xtreme
Fabric - D	Main Line Flax, Blazer, Synergy



Try different top designs  
\*Table tops not included\*



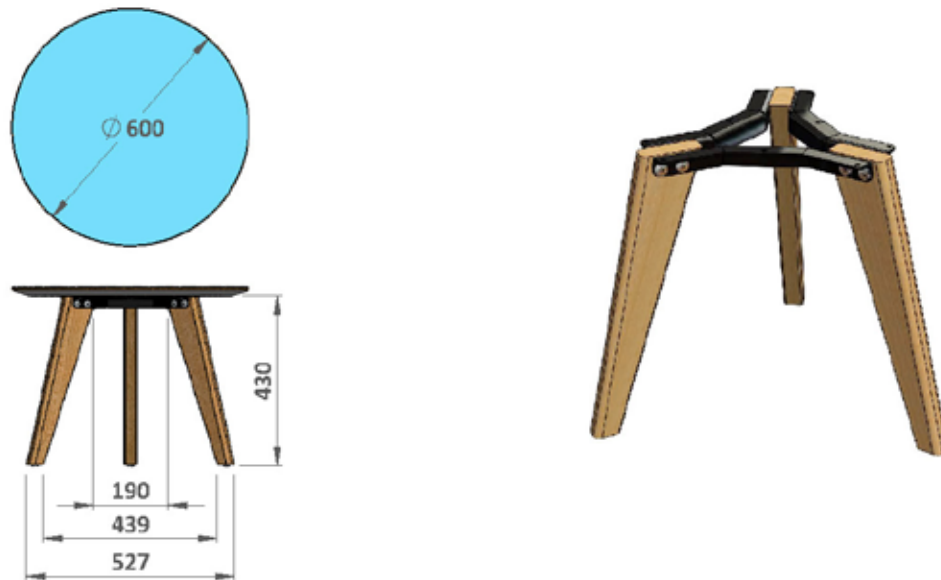


## SPLINTA ONE - Extent of Range

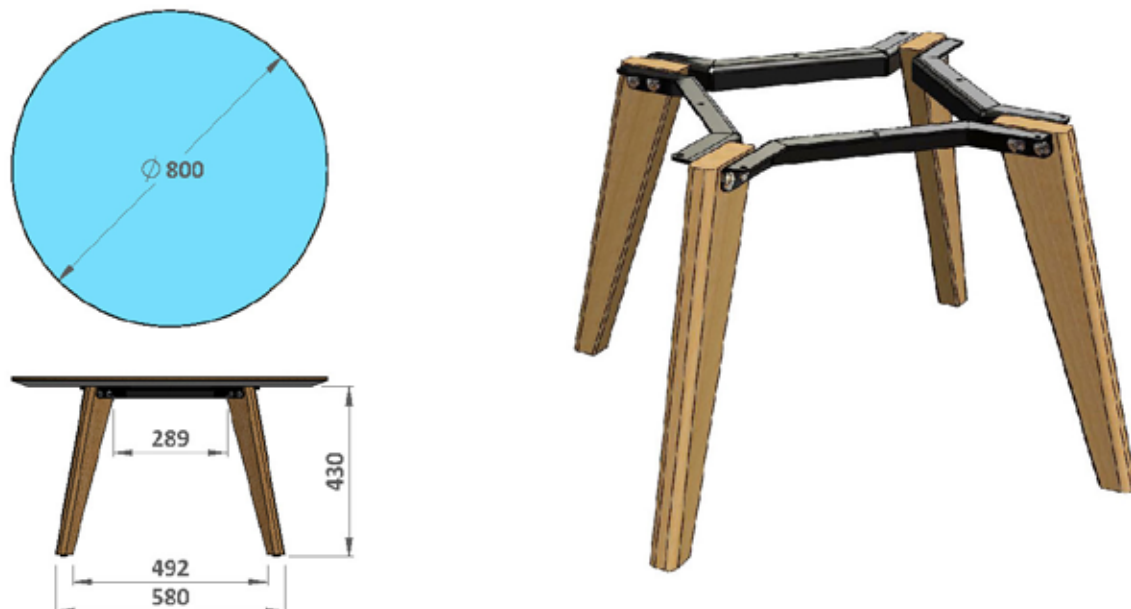
### Range Details

The **SPLINTA ONE** Table Base Range contains 3 height options for creating quality table bases for any environment. The 3 legged coffee table base is ideal for a top of  $\varnothing 600$ , and the 4 legged square coffee table will accommodate a larger top of  $\varnothing 800$ mm or 800mm square. The 4 legged rectangular coffee table base will accommodate a 500/600mm width by 1000/1200mm length top. The 3 legged dining height table base is ideal for smaller tops, and will accommodate top sizes from  $\varnothing 800$ mm up to  $\varnothing 1000$ mm. The four legged dining height table base is available in 2 sizes; the small version will accommodate top sizes from  $\varnothing 800$ mm up to  $\varnothing 1000$ mm, whereas the large version will accommodate top sizes from  $\varnothing 1200$ mm up to  $\varnothing 1600$ mm, allowing the creation of collaborative meeting tables. The 4 legged poseur height table base will accommodate a top size of  $\varnothing 800$ mm. All options in the **SPLINTA ONE** Table Bases use solid oak timber legs to create a high quality understructure.

### 3 Legged Coffee Table Base

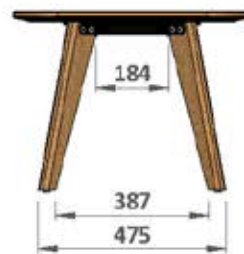
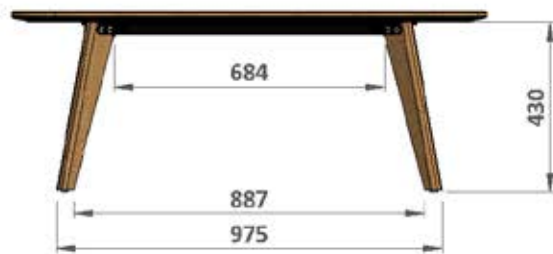
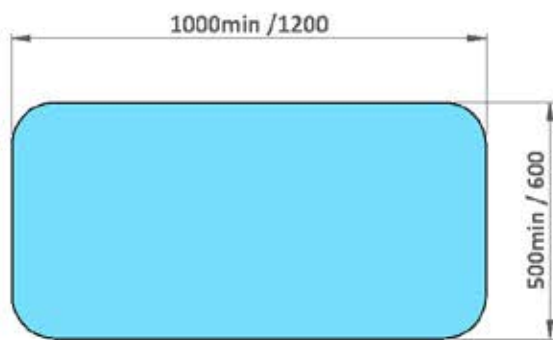


### 4 Legged Square Coffee Table Base

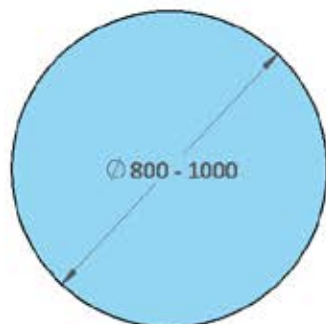


## SPLINTA ONE - Extent of Range

### 4 Legged Rectangular Coffee Table Base




### 3 Legged Dining Table Base




# SPLINTA ONE

Contact sales office for all top options

## SPLINTA ONE- 3 Legged Coffee Table

thumbnail	product code	description	price
	SPL-ONE-3LCT	<p>Solid Oak Leg uprights (FSC).</p> <p>Metal brackets powder coated in black. Fittings kit included to assemble frame and fit top.</p> <p>Recommended top size (600mm diameter)</p>	257.00

## SPLINTA ONE- 4 Legged Square Coffee Table

thumbnail	product code	description	price
	SPL-ONE-4LCT	<p>Solid Oak Leg uprights (FSC).</p> <p>Metal brackets powder coated in black. Fittings kit included to assemble frame and fit top.</p> <p>Recommended top size (800mm diameter)</p>	343.00

## SPLINTA ONE - 4 Legged Rectangular Coffee Table


thumbnail	product code	description	price
	SPL-ONE-4LRCT	<p>Solid Oak Leg uprights (FSC).</p> <p>Metal brackets powder coated in black. Fittings kit included to assemble frame and fit top.</p> <p>Recommended top size (1000/1200mm x 500/600mm rectangular)</p>	351.00

SPLINTA ONE is susceptible to extended leadtime due to raw material availability. Metalwork is only available in black.

# SPLINTA ONE

Contact sales office for all top options

## SPLINTA ONE- 3 Legged Dining Table

thumbnail	product code	description	price
	SPL-ONE-3LDT	<p>Solid Oak Leg uprights (FSC).</p> <p>Metal brackets powder coated in black. Fittings kit included to assemble frame and fit top.</p> <p>Recommended top size (800-1000mm diameter)</p>	413.00

## SPLINTA ONE- 4 Legged Dining Table - Small

thumbnail	product code	description	price
	SPL-ONE-4LDTs	<p>Solid Oak Leg uprights (FSC).</p> <p>Metal brackets powder coated in black. Fittings kit included to assemble frame and fit top.</p> <p>Recommended top size (800-1000mm diameter)</p>	539.00

## SPLINTA ONE - 4 Legged Dining Table - Large


thumbnail	product code	description	price
	SPL-ONE-4LDTL	<p>Solid Oak Leg uprights (FSC).</p> <p>Metal brackets powder coated in black. Fittings kit included to assemble frame and fit top.</p> <p>Recommended top size (1200-1600mm diameter)</p>	567.00

SPLINTA ONE is susceptible to extended leadtime due to raw material availability. Metalwork is only available in black.

# SPLINTA ONE


Contact sales office for all top options

## SPLINTA ONE - 4 Legged Poseur Table

thumbnail	product code	description	price
	SPL-ONE-4LPT	<p>Solid Oak Leg uprights (FSC).</p> <p>Metal brackets &amp; Foot ring powder coated in black. Fittings kit included to assemble frame and fit top.</p> <p>Recommended top size (800mm diameter)</p>	698.00
	<p>SPLINTA ONE is susceptible to extended leadtime due to raw material availability. Metalwork is only available in black.</p>		

## SPLINTA ONE - Table Base Accessories

### SPLINTA ONE - Dining Table - Fabric Cable Riser

thumbnail	product code	description	moq	price
	TB-TIM-FAB-CR	<p>Splinta - Zipped fabric cable riser. Fits to the inside of Oak leg upright.</p> <p>Available in Camira Fabrics Blazer lite only.</p>	<p>10*</p> <p>*Of the same fabric code.</p>	78.00

### SPLINTA ONE - Poseur Table - Fabric Cable Riser

thumbnail	product code	description	moq	price
	SPL-ONE-PT-FAB-CR	<p>Splinta - Zipped fabric cable riser. Fits to the inside of Oak leg upright.</p> <p>Available in Camira Fabrics Blazer lite only.</p>	<p>10*</p> <p>*Of the same fabric code.</p>	100.00

## Overview

The SPLINTA SIT Family has been designed as a simple collection of seating to complement SPLINTA ONE, CONNEKT & SOLO ranges of timber legged table frames.

The range includes a 4 legged low bench, 3 legged low stool, 4 legged high stool and a 4 legged high bench. All SPLINTA SIT Stools have a luxury seat pad and optional fabric covered button with beautifully finished solid oak legs, connected by cleverly designed steel components to create stunning pieces fit for any environment.



### Fabric Pricing Key

Fabric - B	Rivet
Fabric - C	Xtreme
Fabric - D	Main Line Flax, Blazer, Synergy

## Extent of Range

The SPLINTA SIT Range consists of 4 seating options for break-out areas and meeting spaces, suitable for any environment.

The Bench and Low Stool have a common seating height of 500mm which is designed to work with SPLINTA ONE dining height tables & the SPLINTA CONNEKT range.

The High Stool and High Bench have a seating height of 830mm which is designed to complement the SPLINTA ONE poseur height table & the SPLINTA POSEUR CONNEKT range.

### Low Stool



### Low Bench

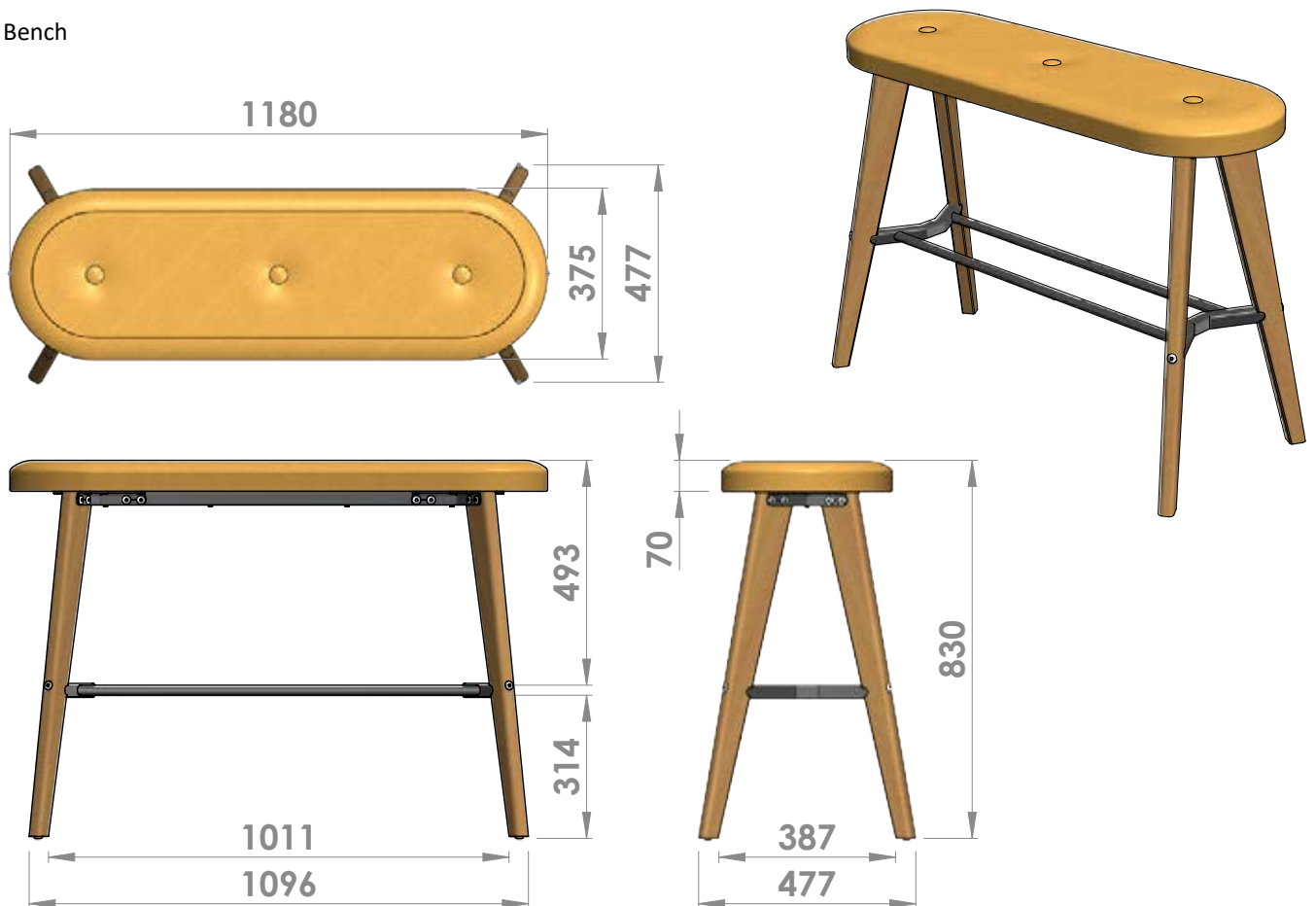


## Extent of Range

High Stool



High Bench





# Product Pricelist

## Plain Top



Thumbnail	Product Code	Description	MOQ	Price
-----------	--------------	-------------	-----	-------

### Low Stool - Plain Top



**SP-SPS-LSTL** Upholstered seat pad with solid oak legs (FSC)  
*Metal brackets are powder coated black*  
*Fully assembled, Packaged in heavy duty box*

1	Band B	£417.00
	Band C	£437.00
	Band D	£491.00

*PLEASE NOTE:*  
*Orders for 4 stools or more in a single fabric code may be eligible for a discount. Price on application.*

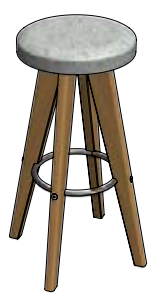
### Low Bench - Plain Top



**SP-SPS-BEN** Upholstered seat pad with solid oak legs (FSC)  
*Metal brackets are powder coated black*  
*Flat Packed, Assembly Required*

1	Band B	£695.00
	Band C	£757.00
	Band D	£769.00

### High Stool - Plain Top



**SP-SPS-HSTL** Upholstered seat pad with solid oak legs (FSC)  
*Metal brackets and tubular foot rings are powder coated black*  
*Fully assembled, Packaged in heavy duty box*

1	Band B	£673.00
	Band C	£691.00
	Band D	£744.00

*PLEASE NOTE:*  
*Orders for 4 stools or more in a single fabric code may be eligible for a discount. Price on application.*

### High Bench - Plain Top



**SP-SPS-HBEN** Upholstered seat pad with solid oak legs (FSC)  
*Metal brackets and foot rest are powder coated black*  
*Flat Packed, Assembly Required*

1	Band B	£934.00
	Band C	£960.00
	Band D	£1028.00

*PLEASE NOTE:*  
*Orders for 4 stools or more in a single fabric code may be eligible for a discount. Price on application.*

## Product Pricelist

### Button Top



Thumbnail	Product Code	Description	MOQ	Price
-----------	--------------	-------------	-----	-------

#### Low Stool - Button Top



**SP-SPS-LSTL-BTN** Upholstered seat pad with fabric matched button and solid oak legs (FSC)  
*Metal brackets are powder coated black*  
*Fully assembled, Packaged in heavy duty box*

1

Band B	£447.00
Band C	£467.00
Band D	£519.00

**PLEASE NOTE:**

*Orders for 4 stools or more in a single fabric code may be eligible for a discount. Price on application.*

#### Low Bench - Button Top



**SP-SPS-BEN-BTN** Upholstered seat pad with fabric matched button and solid oak legs (FSC)  
*Metal brackets are powder coated black*  
*Flat Packed, Assembly Required*

1

Band B	£784.00
Band C	£832.00
Band D	£858.00

#### High Stool - Button Top



**SP-SPS-HSTL-BTN** Upholstered seat pad with fabric matched button and solid oak legs (FSC)  
*Metal brackets and tubular foot rings are powder coated black*  
*Fully assembled, Packaged in heavy duty box*

1

Band B	£702.00
Band C	£722.00
Band D	£775.00

**PLEASE NOTE:**

*Orders for 4 stools or more in a single fabric code may be eligible for a discount. Price on application.*

#### High Bench - Button Top



**SP-SPS-HBEN-BTN** Upholstered seat pad with fabric matched button and solid oak legs (FSC)  
*Metal brackets and foot rest are powder coated black*  
*Flat Packed, Assembly Required*

1

Band B	£1024.00
Band C	£1048.00
Band D	£1119.00

**PLEASE NOTE:**

*Orders for 4 stools or more in a single fabric code may be eligible for a discount. Price on application.*

# Height Adjustable **Desks**



## Active Working

### Advice for height adjustable desks

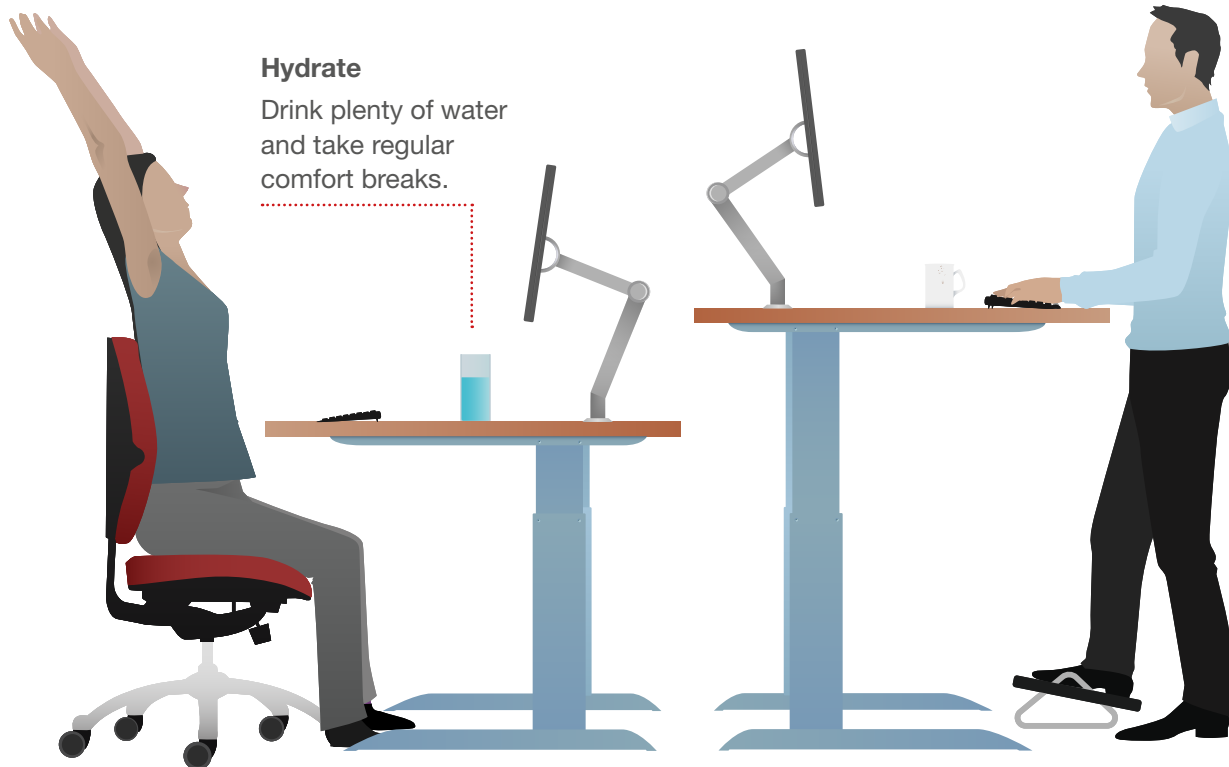
**Keep active:** Frequently changing your posture and taking opportunities to move away from your desk will help maintain the metabolic activity that breaks down fats and reduces blood glucose levels. Movement will also help you to maintain good postures and reduce muscle fatigue. As the following behaviours become routine, business efficiency should improve, along with the health and wellbeing of you and your colleagues.

#### Frequent breaks

Spend 2+ minutes in some form of light exercise, even just walking around the office regularly.

#### While you work

If appropriate, stand in meetings & while on the phone. Rather than emailing, go and see people at their desks.



#### Height adjustable desks

Sit/Stand desks help facilitate movement. They give you the flexibility to choose when, how often and for how long you'll change posture without affecting your work.

#### Standing

When standing at a desk, wear appropriate shoes. You could also alternate your stance with a footrest.

#### Suggested schedule

Over the working day, try to spend at least 2 hours standing, aiming to increase this when possible. These durations should be tailored to individual needs & preferences.



**1 hour**  
Seated



**20 minutes**  
Standing



**Repeat**  
All day



**Take the Stairs**  
Avoid the lift

## Sit/Stand Electric Height Adjustable Desk with memory switch and upper cable tray

The Sit/Stand height adjustable desk range comes with simple button controls to move between your ideal sitting and standing heights smoothly, quickly and quietly. Electrical height adjustable memory switch to automatically adjust between various height ranges. The strong steel powder coated frame is powered by two synchronised motors hidden within the telescopic legs. Powder coated finished in matt silver RAL 9006 as standard but is also available finished white or black (must be specified at time of order). Illustrated models finished with standard top options.



### ET3 (2231B) - Dual Column

Height Range: 605 - 1255mm

1180 x 800mm MFC Top **£1098.00**

1400 x 800mm MFC Top **£1100.00**

1600 x 800mm MFC Top **£1110.00**

1800 x 800mm MFC Top **£1118.00**



### E Desk EV Rectangular - Triple Column

Height Range: 610 - 1270mm

1180 x 800mm MFC Top **£1253.00**

1400 x 800mm MFC Top **£1279.00**

1600 x 800mm MFC Top **£1287.00**

1800 x 800mm MFC Top **£1293.00**

### E Desk EV Crescent - Triple Column

Height Range: 610 - 1270mm

1400 x 1180 x 800/600mm MFC Top **£1959.00**

1600 x 1180 x 800/600mm MFC Top **£1972.00**

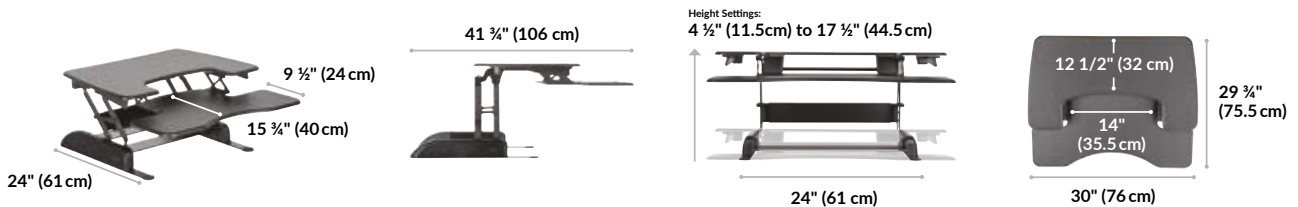
1800 x 1180 x 800/600mm MFC Top **£1983.00**

## VariDesk Pro Plus 30 - for single monitor



The VariDesk® Pro Plus™ 30 is a standing-desk solution sized to accommodate those with single monitor setups or those with limited space. The two-tiered design with a separate keyboard/mouse deck gives you plenty of room for basics and accessories with the added convenience of never having to move any components when raising or lowering your converter.

- Fully Assembled, No Installation Needed
- Supports up to 35 lb (15.8 kg)
- Single-Monitor Compatible
- 11 Height Settings
- Spring-Assisted Lift



Black colour option  
£640.00

White colour option  
£640.00

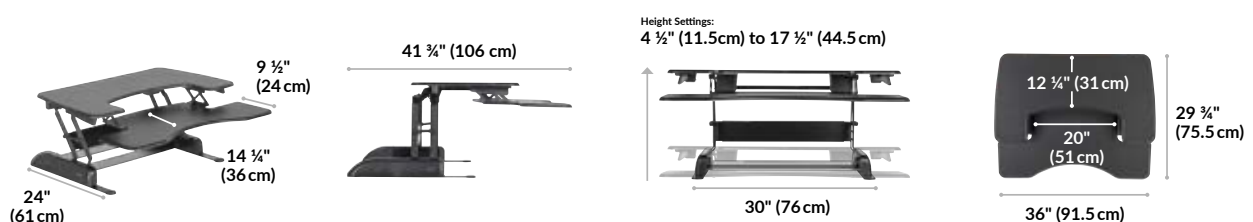
## VariDesk Pro Plus 36 - for dual monitors



Finishes:  Black  White

The VariDesk® Pro Plus™ 36 is a standing-desk solution sized to accommodate those with dual-monitor setups or larger workspaces. The two-tiered design with a separate keyboard/mouse deck gives you plenty of room for basics and accessories with the added convenience of never having to move any components when raising or lowering your Converter.

- Fully Assembled, No Installation Needed
- Supports up to 35 lb (15.8 kg)
- Dual-Monitor Compatible
- 11 Height Settings
- Spring-Assisted Lift



Black colour option  
£815.00

White colour option  
£815.00



## Vario Height Adjustment Table

- 300mm of Stepless Height Adjustability
- Electrically adjustable
- Robust all steel construction for rigidity and stability
- 2 Height ranges available
  - Primary Height - 460-725mm
  - Standard Height - 640-940mm
- Full Cable Management available
- Other desk widths available on request



Electric Height Adjustment  
1600 x 800 MFC Top  
**£1329.00**



## E Bench EV Sit/Stand Electric Height Adjustable Bench Desk System

The eBench EV system incorporates a fixed height option and an electric height adjustable actuator option as standard; these are FIXED (740mm incl. 25mm desktop) and ELECTRIC (625-1275mm incl. 25mm desktop); includes upper and lower cable trays

Example - 2x 1600 x 800 Desks  
**£3068.00**

# Focus **250** - Office Desking





The Focus 250 bench system provides an excellent solution for the modern office environment where high density, shared desk configurations are required.

## Specification

- Focus 250 desk tops are manufactured from 25mm MFC (Melamine Faced Chipboard) with 2mm PVC edging
- Desk tops with scalloped back edge for cable access
- Steel legs are powder-coated silver (RAL9006)
- Metal-to-metal assembly fittings
- Can be specified in free-standing or shared leg configuration, with optional height adjustment
- Integrated screen system with optional accessories and monitor arms
- Desk top power and data modules available
- Focus 250 is available with a wide choice of Focus storage units
- Scratch resistant laminate and 13mm compact laminate options available

## Colour Options

Beech



Oak



Maple




Verona Cherry



Grey



White



## Leg Options




Bench End Leg

## Product Overview

### Frame Construction

The TB BENCH platform utilises the inherent flexibility of a telescopic sheet metal beam to construct a rigid bench understructure. The design intent behind the telescopic beam is to facilitate the construction of a multitude of layouts and configurations utilising the minimum number of stock components possible. TB BENCH is available with a range of leg options (subject to negotiation) and a host of well engineered accessories. TB BENCH can be fitted with sliding top bridges as an option, and the beams support an optional large capacity central drop down cable tray, which when used in combination with the mass cable riser, provides excellent cable management.



### Frame Options and Accessories

The TB BENCH system is a fully resolved system, capable of being assembled in a vast range of configurations, and is available with an extensive range of smart accessories. These include return beam kits, conference end extensions, screen brackets and overhead storage options. Various leg frame sizes can be configured to enable individual or shared returns, and some leg options include a level of height adjustment for added functionality.

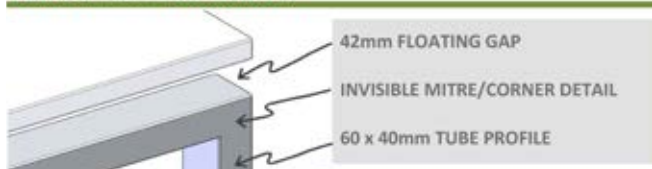




## B8 - Hoop Legs

Code	Description	Retail (£)
B8H-8EL-X	800 End Leg	148.00
B8H-16EL-X	1600 End Leg	199.00

### B8 HOOP Legs - 695mm HIGH



## B8 - Inca (A Frame) Legs

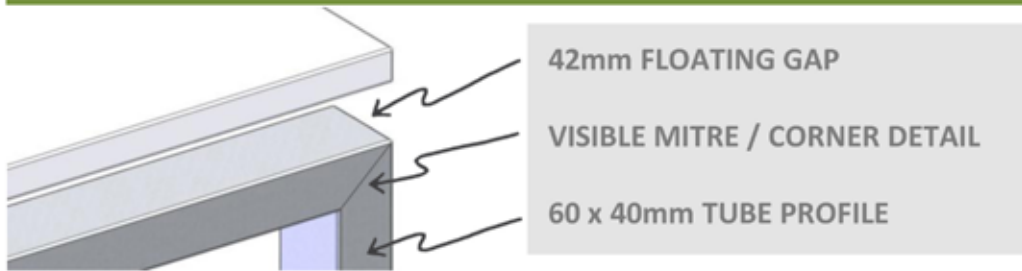
Code	Description	Retail (£)
B8-INCA-8EL-1P	800 End Leg	117.00
B8-INCA-16EL-1PX	1600 End Leg	173.00

### B8 INCA (A FRAME) Legs - 695mm HIGH



## TB Bench Components

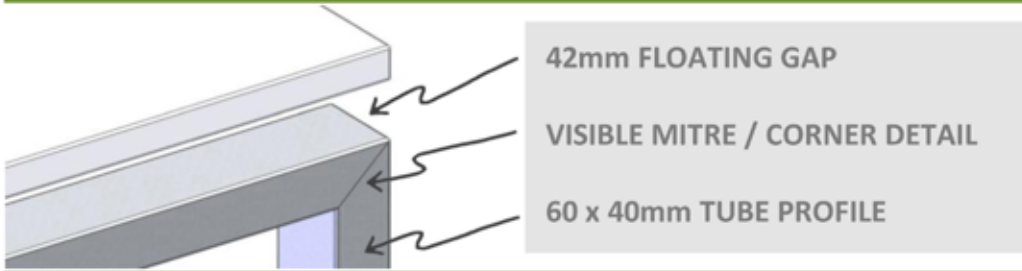
### B8 GOALPOST Legs - 695mm HIGH

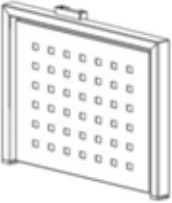
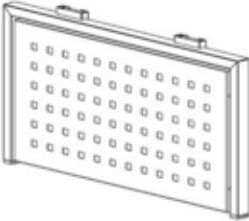


thumbnail	product code	description	price
	B8-6EL	B8 600 END LEG	84.00
	B8-7EL-LH	B8 700 END LEG LH	102.00
	B8-7EL-RH	B8 700 END LEG RH	102.00
	B8-8EL-LH	B8 800 END LEG LH	102.00
	B8-8EL-RH	B8 800 END LEG RH	102.00
	B8-12EL	B8 1200 END LEG	140.00
	B8-14EL	B8 1400 END LEG	151.00
	B8-16EL	B8 1600 END LEG	151.00
	B8-18EL	B8 1800 END LEG	179.00
	B8-12EL-DS	B8 1200 DOUBLE SIDED END LEG	188.00
	B8-16EL-DS	B8 1600 DOUBLE SIDED END LEG	199.00
	B8-6IN	B8 600 INTER LEG	98.00
	B8-8IN	B8 800 INTER LEG	116.00
	B8-16IN	B8 1200/1600 INTER LEG	151.00
	B8-8EL-CENT	B8 800 END LEG (CENTRAL BEAM HOUSING)	103.00

# TB Bench Components

## B8 GOALPOST Legs with INFILL - 695mm HIGH



thumbnail	product code	description	price
	B8-6EL-INF-IP	B8 600 END LEG WITH INFILL PANEL	230.00
	B8-8EL-INF-LH-IP	B8 800 END LEG LH WITH INFILL PANEL	254.00
	B8-8EL-INF-RH-IP	B8 800 END LEG RH WITH INFILL PANEL	254.00
	B8-12EL-INF-IP	B8 1200 END LEG WITH INFILL PANEL	305.00
	B8-14EL-INF-IP	B8 1400 END LEG WITH INFILL PANEL	206.00
	B8-16EL-INF-IP	B8 1600 END LEG WITH INFILL PANEL	206.00

## Rectangular Desk Top



Code	Size (mm)	Retail (£)	Description
RT08*	800 x 800 x 25	138.00	Rectangular desk top with 2 cable ports
RT11*	1180 x 800 x 25	149.00	
RT12*	1200 x 800 x 25	151.00	
RT14*	1400 x 800 x 25	162.00	
RT16*	1600 x 800 x 25	170.00	
RT18*	1800 x 800 x 25	187.00	

## Rectangular Desk Top




Code	Size (mm)	Retail (£)	Description
BT1160*	1180 x 600 x 25	175.00	Rectangular desk top, scalloped back edge for cable management access
BT1260*	1200 x 600 x 25	179.00	
BT1460*	1400 x 600 x 25	185.00	
BT1660*	1600 x 600 x 25	192.00	
BT1860*	1800 x 600 x 25	197.00	
BT1180*	1180 x 800 x 25	181.00	
BT1280*	1200 x 800 x 25	184.00	
BT1480*	1400 x 800 x 25	192.00	
BT1680*	1600 x 800 x 25	199.00	
BT1880*	1800 x 800 x 25	208.00	



# Telescopic Bench Components

## UNDERSTRUCTURE COMPONENTS & ACCESSORIES

### TELESCOPIC BEAMS

thumbnail		description	price
	R8-SMB	R8 800-1000 TELESCOPIC BEAM	63.00
	R8-MDB	R8 1200-1800 TELESCOPIC BEAM	72.00
	R8-LGB	R8 1800-2200 TELESCOPIC BEAM	119.00

### TOP HATS (FOR FIXED TOP)

thumbnail		description	price
	B8-STH	B8 STANDARD TOP HAT	15.00
	B8-ITH	B8 INTERMEDIATE TOP HAT	18.00


### TOP HATS (FOR SLIDING TOP - includes sliding top washers, thumbwheels and fittings)

	B8-600-STB-E-PR	B8 600 END LEG S/TOP BRACKET PAIR	78.00
	B8-800-STB-E-PR	B8 800 END LEG S/TOP BRACKET PAIR	100.00
	B8-600-STB-INT	B8 600 INTERMEDIATE S/TOP BRACKET	72.00
	B8-800-STB-INT	B8 800 INTERMEDIATE S/TOP BRACKET	90.00
	B8-ST-SA-PTFE	B8 S/TOP SUPPORT ANGLE (1200 TOP OR WIDER)	11.00


# Telescopic Bench Components

## UNDERSTRUCTURE COMPONENTS & ACCESSORIES


### MASS CABLE RISER

thumbnail		description	price
	B8-MASS	B8 MASS CABLE RISER	114.00
	H8-MASS	H8 MASS CABLE RISER	114.00
	B8-MASSH	B8 MASS CABLE RISER HOUSING (FOR 695mm HIGH ONLY)	62.00


### MAGNETIC CABLE RISER

thumbnail		description	price
	B8-MCR	B8 MAGNETIC CABLE RISER	29.00

### DROP DOWN CABLE TRAYS (FOR BACK TO BACK BENCH)

thumbnail		description	price
	B8-800-CCD	B8 0800 DROP DOWN CABLE TRAY WITH BRACKETS	74.00
	B8-1000-CCD	B8 1000 DROP DOWN CABLE TRAY WITH BRACKETS	74.00
	B8-1200-CCD	B8 1200 DROP DOWN CABLE TRAY WITH BRACKETS	96.00
	B8-1400-CCD	B8 1400 DROP DOWN CABLE TRAY WITH BRACKETS	96.00
	B8-1600-CCD	B8 1600 DROP DOWN CABLE TRAY WITH BRACKETS	98.00
	B8-1800-CCD	B8 1800 DROP DOWN CABLE TRAY WITH BRACKETS	100.00

### SLIDING TOP CABLE TRAYS (FOR SINGLE DESK)

thumbnail		description	price
	B8-800-STCT	B8 0800 SLIDING TOP CABLE TRAY	44.00
	B8-1000-STCT	B8 1000 SLIDING TOP CABLE TRAY	44.00
	B8-1200-STCT	B8 1200 SLIDING TOP CABLE TRAY	53.00
	B8-1400-STCT	B8 1400 SLIDING TOP CABLE TRAY	60.00
	B8-1600-STCT	B8 1600 SLIDING TOP CABLE TRAY	64.00
	B8-1800-STCT	B8 1800 SLIDING TOP CABLE TRAY	94.00
	B8-2000-STCT	B8 2000 SLIDING TOP CABLE TRAY	98.00


### CABLE CLAMPS

thumbnail		description	price
	B8-CLAMP	3 WAY CABLE CLAMP	8.00


# Telescopic Bench Components

## UNDERSTRUCTURE COMPONENTS & ACCESSORIES

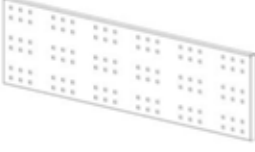
### MODESTY PANEL BRACKET

thumbnail		description	price
	B8-MPB	B8 MODESTY PANEL BRACKET (PAIR)	39.00

### MODESTY PANELS - STANDARD HEIGHT

thumbnail		description	
	B8-MP-800	B8 800 MODESTY PANEL	98.00
	B8-MP-1000	B8 1000 MODESTY PANEL	100.00
	B8-MP-1200	B8 1200 MODESTY PANEL	106.00
	B8-MP-1400	B8 1400 MODESTY PANEL	133.00
	B8-MP-1600	B8 1600 MODESTY PANEL	136.00
	B8-MP-1800	B8 1800 MODESTY PANEL	138.00
	B8-MP-2000	B8 2000 MODESTY PANEL	140.00

### MODESTY PANELS - NO REVEAL

thumbnail		description	
	B63-MP-800	B63 800 MODESTY PANEL	82.00
	B63-MP-1000	B63 1000 MODESTY PANEL	97.00
	B63-MP-1200	B63 1200 MODESTY PANEL	110.00
	B63-MP-1400	B63 1400 MODESTY PANEL	148.00
	B63-MP-1600	B63 1600 MODESTY PANEL	155.00
	B63-MP-1800	B63 1800 MODESTY PANEL	158.00
	B63-MP-2000	B63 2000 MODESTY PANEL	168.00

MFC and Fabric modesty panels are also available

### PILLAR LEG

thumbnail		description	
	B8-PL	B8 PILLAR LEG (695mm HIGH)	34.00
	SB64-PL	B64 PILLAR LEG (715mm HIGH)	38.00



# Telescopic Bench Components

## UNDERSTRUCTURE COMPONENTS & ACCESSORIES

### 90deg 2 WAY CORNER POST

thumbnail		description	price
	R8-90-2W-CP	R8 90deg 2 WAY CORNER POST (695mm HIGH)	74.00
	B64-90-2W-CP-715	B64 90deg 2 WAY CORNER POST (715mm HIGH)	74.00

### 4 WAY CORNER POST

thumbnail		description	price
	R8-90-CP	R8 90deg 4 WAY CORNER POST (695mm HIGH)	80.00
	B64-90-CP-715	B64 90deg 4 WAY CORNER POST (715mm HIGH)	80.00

### 120deg CORNER POST

thumbnail		description	price
	R8-120CP	R8 120deg CORNER POST (695mm HIGH)	78.00
	B64-120CP-715	B64 120deg CORNER POST (715mm HIGH)	78.00

### 90deg BEAM CONNECTOR

thumbnail		description	price
	R8-B2BC	R8 90deg BEAM CONNECTOR	23.00


### 4 WAY BEAM CONNECTOR

thumbnail		description	price
	R8-4WBC	R8 4 WAY BEAM CONNECTOR	80.00

# Telescopic Bench Components

## UNDERSTRUCTURE COMPONENTS & ACCESSORIES


### D-END EXTENSION

thumbnail		description	
	R8-BLLP	R8 D-END EXTENSION	31.00


### POWER TOWER

thumbnail		description	price
	B8-HS-PT	BENCH POWER TOWER (HEIGHT SETTABLE VERSION)	124.00

### CPU HOLDER

thumbnail		description	
	R8-CPU	R8 CPU HOLDER	90.00

### CPU CONVERSION BRACKET

thumbnail		description	
	R8-CPUCB	R8 CPU CONVERSION BRACKET	35.00

### POWER MOUNTING PLATE

thumbnail		description	
	R8-PMP	R8 POWER MOUNTING PLATE	17.00

## TB TIMBER Bench - Product Overview


---






### Frame construction

The **TB TIMBER** platform utilises the inherent flexibility of a telescopic sheet metal beam to construct a rigid bench understructure. **TB TIMBER** introduces an elegant, sophisticated domestic look into any office environment. Using beautifully detailed solid timber uprights on the leg frames, **TB TIMBER** has been developed to provide a viable alternative to 'all steel' desk and bench solutions. **TB TIMBER** uses a hybrid steel/timber leg design and can be specified with a host of well engineered accessories. **TB TIMBER** can be fitted with sliding top bridges as an option, and the beams support an optional large capacity central drop down cable tray, which when used in combination with the mass cable riser, provides excellent cable management.











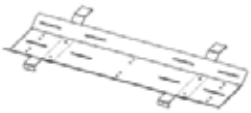
## TB Timber Legs - 715mm High Individually Packed







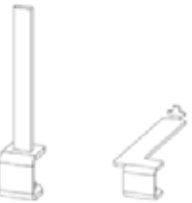
Thumbnail	Product Code	Description	MOQ	Price
Oak End Leg - INDIVIDUALLY PACKED				
	<b>TB-OAK-END-LEG-SGL</b>	Oak Timber Table Leg - Single <i>Use with end and inter top rails.</i>	1	93.00
End Leg Top Rail - 800mm - INDIVIDUALLY PACKED				
	<b>TB-TIM-08-EL</b>	TB Timber 800 Bench End Leg Toprail <i>Note: Requires 2x TB-OAK-END-LEG-SGL</i>	24	168.00
End Leg Top Rail - 1200-1600mm - INDIVIDUALLY PACKED				
	<b>TB-TIM-16-EL</b>	TB Timber 1200-1600 Bench End Leg Toprail <i>Note: Requires 2x TB-OAK-END-LEG-SGL</i>	24	199.00
Intermediate Leg Top Rail - 800mm - INDIVIDUALLY PACKED				
	<b>TB-TIM-08-INT</b>	TB Timber 0800 Bench Intermediate Leg Toprail <i>Note: Requires 2x TB-OAK-END-LEG-SGL</i>	5	131.00
Intermediate Leg Top Rail - 1200-1600mm - INDIVIDUALLY PACKED				
	<b>TB-TIM-16-INT</b>	TB Timber 1200-1600 Bench Intermediate Leg Toprail <i>Note: Requires 2x TB-OAK-END-LEG-SGL</i>	24	175.00

**Please note: The TB Timber components listed above are hand crafted, and therefore may be subject to extended lead times. Please contact the sales team to discuss your project requirements.**


## Understructure Components and Accessories

Thumbnail	Product Code	Description	MOQ	Price
<b>Telescopic Beams - INDIVIDUALLY PACKED</b>				
	<b>R8-SMB</b>	R8 800-1000 Telescopic Beam	50	56.00
	<b>R8-MDB</b>	R8 1200-1800 Telescopic Beam	50	72.00
	<b>R8-LGB</b>	R8 1800-2200 Telescopic Beam	50	119.00
<b>Top Hats (for fixed top) - INDIVIDUALLY PACKED</b>				
	<b>B8-STH-IP</b>	B8 Standard Top Hat - Individually Packed	10	15.00
	<b>B8-ITH-IP</b>	B8 Intermediate Top Hat - Individually Packed	10	18.00
<b>Top Hats (for sliding top - includes sliding top washers, thumbwheels and fittings) - INDIVIDUALLY PACKED</b>				
<b>Note: Single Desks Without Plank Can Only Be Fixed Top</b>				
	<b>B8-600-STB-E-PR</b>	B8 600 End Leg S/Top Bracket Pair (Back to Back Only)	10	78.00
	<b>B8-800-STB-E-PR</b>	B8 800 End Leg S/Top Bracket Pair (Back to Back Only)	10	100.00
	<b>B8-600-STB-INT</b>	B8 600 Intermediate S/Top Bracket	10	72.00
	<b>B8-800-STB-INT</b>	B8 800 Intermediate S/Top Bracket	10	90.00
	<b>B8-ST-SA-PTFE</b>	B8 S/Top Support Angle (1200 Top Or Wider)	10	11.00
<b>D-End Support Brackets - INDIVIDUALLY PACKED</b>				
	<b>TB-TIM-D-END-SUPP</b>	Timber Leg D-End Support Bracket (Pair)	10	85.00
<b>Cable Risers - INDIVIDUALLY PACKED</b>				
	<b>TB-TIM-MASS-CR</b>	TB Timber Bench Intermediate Mass Cable Riser	25	100.00
	<b>TB-TIM-FAB-CR</b>	TB Timber Fabric Cable Riser <i>(Fits to inside of timber leg upright - available in blazer lite fabric only) * of the same fabric code</i>	10*	80.00
<b>Drop Down Cable Trays (for back to back bench) - BULK PACKED</b>				
	<b>B8-800-CCD</b>	B8 0800 Drop Down Cable Tray With Brackets	10	74.00
	<b>B8-1000-CCD</b>	B8 1000 Drop Down Cable Tray With Brackets	10	74.00
	<b>B8-1200-CCD</b>	B8 1200 Drop Down Cable Tray With Brackets	10	96.00
	<b>B8-1400-CCD</b>	B8 1400 Drop Down Cable Tray With Brackets	10	96.00
	<b>B8-1600-CCD</b>	B8 1600 Drop Down Cable Tray With Brackets	10	98.00
	<b>B8-1800-CCD</b>	B8 1800 Drop Down Cable Tray With Brackets	10	100.00

## Understructure Components and Accessories

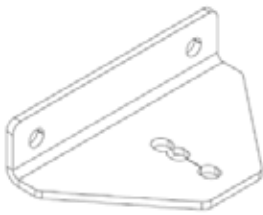
Thumbnail	Product Code	Description	MOQ	Price
<b>Spine Screen Brackets - End Leg</b>				
	<b>SBKT-100</b>	B8 End Leg Bracket - Trim Spigot - Trio or Halo	1	22.00
	<b>SBKT-102</b>	B8/H8 End Leg Bracket - 10mm Spigot - Loop, Echo, Cosy or Trio	1	22.00
	<b>SBKT-104</b>	B8/H8 End Leg Bracket - No Spigot - Halo Only	1	18.00
<b>Spine Screen Brackets - Intermediate Leg</b>				
	<b>SBKT-101</b>	B8/H8/B64/B63 Inter Leg Bracket - 2 Trim Spigots - Trio or Halo	1	27.00
	<b>SBKT-103</b>	B8/H8/B64/B63 Inter Leg Bracket - 10mm Spigot - Loop or Trio	1	22.00
	<b>SBKT-105</b>	B8/H8/B64/B63 Inter Leg Bracket With No Spigot - Halo Only	1	18.00
<b>120deg Bracket</b>				
	<b>SBKT-115</b>	B8/H8/B64/B63 120Deg Centre Plate Bracket - Trio or Halo	1	23.00
<b>Return Link Kit</b>				
	<b>SA-LINK-KIT</b>	Return Screen Link Kit - Trio or Halo	1	19.00
<b>Return Screen Front Brackets</b>				
	<b>SBKT-50</b>	Return Screen Front Bracket - Fixed Top - Trio or Halo	1	19.00
	<b>SBKT-52</b>	Return Screen Front Bracket Lh - Sliding Top - Halo Only	1	18.00
	<b>SBKT-52R</b>	Return Screen Front Bracket Rh - Sliding Top - Halo Only	1	18.00

# Understructure Components and Accessories

Thumbnail	Product Code	Description	MOQ	Price
<b>Short Screen Support Rail - Trio, Halo, Loop or Mono</b>				
	<b>SBKT-145</b>	1200w Module	<b>1</b>	35.00
	<b>SBKT-146</b>	1400w Module	<b>1</b>	38.00
	<b>SBKT-147</b>	1600w Module	<b>1</b>	38.00
	<b>SBKT-148</b>	1800w Module	<b>1</b>	42.00
	<b>SBKT-149</b>	2000w Module	<b>1</b>	42.00

For fitting screens shorter than desktop width. e.g. a 1200 rail suits either a 600w, 800w or 1000w screen.

## Short Screen Support Rail Bracket



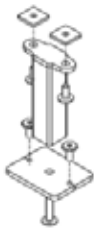
<b>SBKT-150</b>	Bracket Available on B8, B55, B64 And B63 (Single) <i>Note: 2 Brackets Required</i>	<b>1</b>	19.00
-----------------	--	----------	-------

## Desk End Leg Screen Bracket (Sliding Top) - Trio or Halo



<b>SBKT-151</b>	10mm Threaded Spigot ( Pair)	<b>1</b>	32.00
-----------------	------------------------------	----------	-------

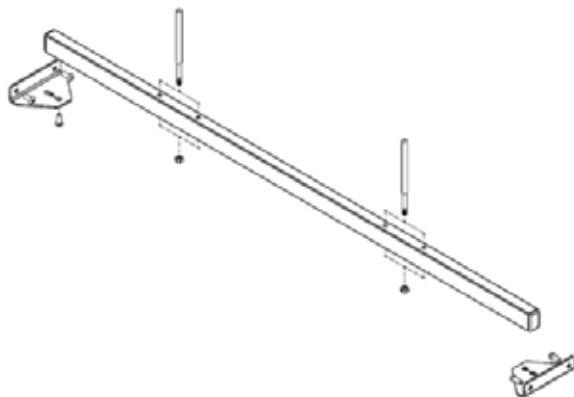
## Desk Intermediate Leg Screen Bracket (Sliding Top) - Trio or Halo



<b>SBKT-74</b>	The SBKT-74 Extension Bracket Kit <i>Can be used for mounting halo or mono upon posts</i>	<b>1</b>	58.00
----------------	--	----------	-------

### How to Order:

Example Configuration - 1400 Rail To Suit 1000w Loop Screen



Product Code	Qty
SBKT-146	1
SBKT-150	2
SBKT-151	1

## TB PLANK - Product Overview

---

The **TB TIMBER** platform is well established in the industry, and provides a robust, well engineered structure that is capable of being assembled in a range of configurations, and is available with an extensive range of smart accessories. These include the **PLANK TOOLBAR** which facilitates the integration of a range of desktop accessories and quirky storage solutions.

**TB PLANK** is a beautiful addition to the **TB TIMBER** leg frames, adding an 'old school' look to the desktop. Fitted to the **TB TIMBER** bench system using a set of dedicated sliding top hats, **TB PLANK** is available for 1200,1400 & 1600w desktops. **TB PLANK** features pen / pencil slots which double up as handy phone or tablet rests, and can be fitted with multiple accessory options including aircharge surface units, cable ports, and task lights. There are storage jars and pencil tins also available on the following accessory pages.









# TB PLANK - Components

## COMPONENTS & ACCESSORIES

### PLANK TOOLBARS (FOR BACK TO BACK BENCH)

thumbnail	individually packed code	description	MOQ	price
	TB-TIM-PLANK-12	TB TIMBER 1200w PLANK TOOLBAR	1	212.00
	TB-TIM-PLANK-14	TB TIMBER 1400w PLANK TOOLBAR	1	252.00
	TB-TIM-PLANK-16	TB TIMBER 1600w PLANK TOOLBAR	1	281.00

### PLANK TOOLBAR TOP HATS (SLIDING TOP - includes sliding top washers, thumbwheels and fittings)

thumbnail	individually packed code	description	MOQ	price
	TB-700-STB-E-PLNK	TB 700 END LEG S/TOP BRACKET FOR PLANK (PAIR)	10	98.00
	TB-800-STB-E-PLNK	TB 800 END LEG S/TOP BRACKET FOR PLANK (PAIR)	10	109.00
	TB-700-STB-INT-PLNK	TB 600 INTERMEDIATE S/TOP BRACKET FOR PLANK	10	78.00
	TB-800-STB-INT-PLNK	TB 800 INTERMEDIATE S/TOP BRACKET FOR PLANK	10	94.00
	B8-ST-SA-PTFE	B8 S/TOP SUPPORT ANGLE (1200 TOP OR WIDER)	10	11.00





### D-END SUPPORT

thumbnail	individually packed code	description	MOQ	price
	TB-TIM-D-END-SUPP	TIMBER LEG D-END SUPPORT BRACKET (PAIR)	10	85.00

### SINGLE DESK PLANK CABLE TROUGH (Fits to PLANK TOOLBARS - SINGLE DESK ONLY)

thumbnail	individually packed code	description	MOQ	price
	TB-PLANK-TROUGH-12	1200w Cable Trough - fits to plank toolbar on single desk only		191.00
	TB-PLANK-TROUGH-14	1400w Cable Trough - fits to plank toolbar on single desk only		208.00
	TB-PLANK-TROUGH-16	1600w Cable Trough - fits to plank toolbar on single desk only		200.00

### PLANK TOOLBAR SHORT SCREEN BRACKETS (enables screens to be spec. 200mm shorter than desktops)

thumbnail	individually packed code	description	MOQ	price
	TB-PLANK-SBKT	TB SHORT SCREEN BKT FOR PLANK (PAIR) (BRIDGES BETWEEN 2 PLANKS)		34.00
	SBKT-40	10mm SPIGOT BRACKET (LOOP, ECHO, COSY, TRIO) (SINGLE) (USE IN COMBINATION WITH TB-PLANK-SBKT ABOVE)		19.00
	SBKT-49	10mm SPIGOT BRACKET (LOOP, ECHO, COSY, TRIO) (SINGLE) (FOR SINGLE DESKS)		19.00
	SBKT-72	TRACK INSERT SET (HALO & MONO ONLY) (PAIR) (USE IN COMBINATION WITH TB-PLANK-SBKT ABOVE)		9.00

## Pillar Table Base

### Product Overview

Designed and manufactured in the UK, Rack's Pillar Base Table Frames are available in 3 heights (coffee, dining & poseur), with or without cable management and with either round, square or squircle base plates. The range includes polished stainless steel cover plates to enhance the overall aesthetic impact of the table bases, and the use of supplementary 'weight plates' will allow the frames to accommodate table tops measuring up to 1200mm in diameter/900 x 900mm square. Supplied in a 'knock down' format these simple self assembly table bases are easy to transport and quick to build. Recent additions to the range include a lap top table and a squircle base option.



- Cable Managed Option
- 3 Heights available - Coffee / Dining / Poseur
- 3 Base Plate Designs - Round / Square / Squircle
- Polished Stainless Steel Base Plate Option (only on Round and Square)
- Weight plate option for greater stability
- New Laptop Table addition



## Extent of Range

The Pillar Base Table Range consists of a small 'kit of parts' which can be assembled in a multitude of different ways to create a wide range of cost effective table bases. The standard pillar base upright has an  $\varnothing 80\text{mm}$  column, and is available in coffee, dining and poseur heights. Each of these uprights can be connected to a choice of 2 sizes of round base ( $\varnothing 450$  or  $\varnothing 600\text{mm}$ ), 2 sizes of squircle base (450 or 600) or a 500mm square base. The cable managed upright has a  $\varnothing 102\text{mm}$  column, also available in 3 heights, and can be connected to the 3 base choices. Both the standard and cable managed bases can be fitted with a weight plate to cater for larger diameter tops, and all sizes of round & square can be specified with a polished stainless steel top cover on the base plate. A laptop table base is also in the range, available in powder coat finish only, and provides an excellent solution for reception & soft seating areas.

**300mm SQUARE  
TOP PLATE**

$\varnothing 80\text{mm}$  UPRIGHT  
TO ACHIEVE FINISHED  
METALWORK HEIGHT  
(400mm, 695mm, 1075mm)

$\varnothing 450$  OR  $600\text{mm}$   
CIRCULAR  
BASE PLATE

(POWDER COATED  
OR POLISHED  
STAINLESS STEEL  
FINISH)

FELT COVERED  
'STAND-OFF'  
FEET TO UNDERSIDE

**300mm SQUARE  
TOP PLATE**

**450 OR 600mm  
SQUIRCLE  
BASE PLATE**

(POWDER COATED  
ONLY)

$\varnothing 80\text{mm}$  UPRIGHT  
TO ACHIEVE FINISHED  
METALWORK HEIGHT  
(400mm, 695mm, 1075mm)

FELT COVERED  
'STAND-OFF'  
FEET TO UNDERSIDE

**300mm SQUARE  
TOP PLATE**

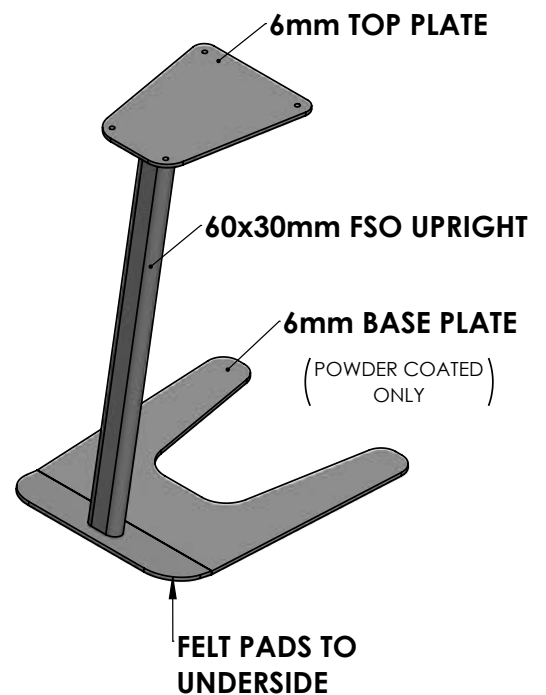
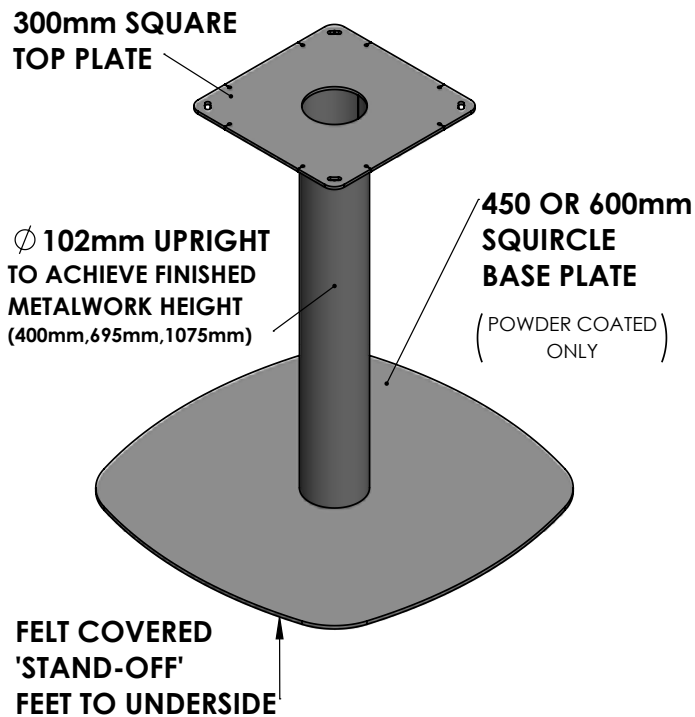
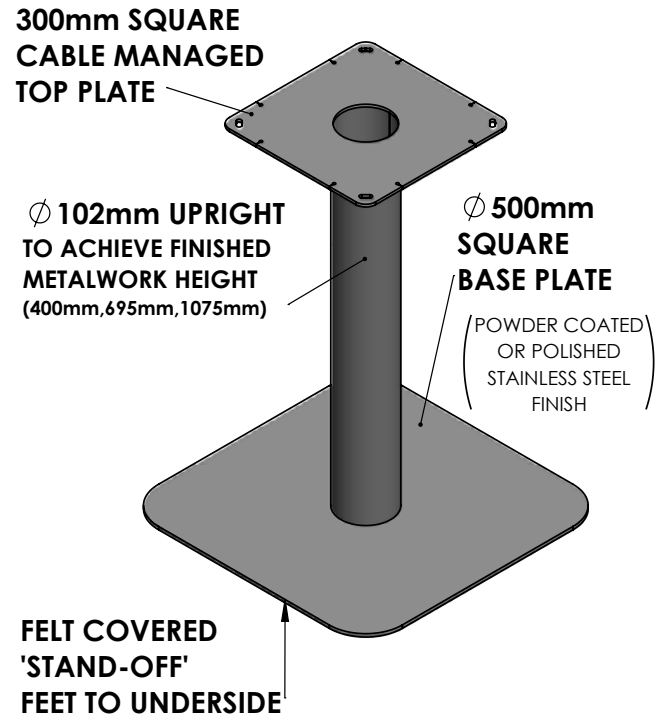
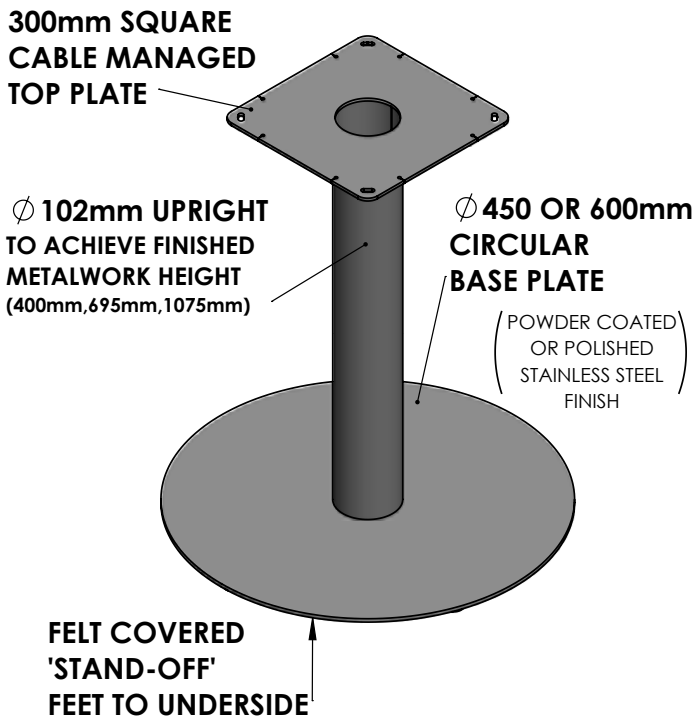
$\varnothing 80\text{mm}$  UPRIGHT  
TO ACHIEVE FINISHED  
METALWORK HEIGHT  
(400mm, 695mm, 1075mm)

$\varnothing 500\text{mm}$   
SQUARE  
BASE PLATE

(POWDER COATED  
OR POLISHED  
STAINLESS STEEL  
FINISH)

FELT COVERED  
'STAND-OFF'  
FEET TO UNDERSIDE

# Extent of Range



## Pillar Table Bases

### Standard bases without cable management

- 600 diameter MFC top as standard
- Other sizes on request

Product Code	Description	£
PBT-RW-4-CTU	450 Dia Base, Coffee Table, 425mm high	323.00
PBT-SB-5-CTU	500 x 500 Square Base, Coffee Table, 425mm high	323.00
PBT-QB-4-CTU	450 Dia Squircle Base, Coffee Table, 425mm high	323.00
PBT-RW-6-DTU	600 Dia Base, Table, 720mm high	337.00
PBT-RW-5-DTU	500 x 500 Square Base, Table, 720mm high	337.00
PBT-QB-6-DTU	600 Dia Squircle Base, Table, 720mm high	337.00
PBT-RW-6-PTU	600 Dia Base, Poseur Table, 1100mm high	365.00
PBT-RW-5-PTU	500 x 500 Square Base, Poseur Table, 1100mm high	365.00
PBT-QB-6-PTU	600 Dia Squircle Base, Poseur Table, 1100mm high	365.00

### Cable Managed Pillar Base Tables

- 600 diameter MFC top as standard
- Other sizes on request

Product Code	Description	£
PBT-CM-RB-4-CTU	450 Dia Base, Coffee Table, 425mm high	375.00
PBT-CM-SB-5-CTU	500 x 500 Square Base, Coffee Table, 425mm high	375.00
PBT-CM-QB-4-CTU	450 Dia Squircle Base, Coffee Table, 425mm high	375.00
PBT-CM-RB-6-DTU	600 Dia Base, Table, 720mm high	397.00
PBT-CM-SB-5-DTU	500 x 500 Square Base, Table, 720mm high	397.00
PBT-CM-QB-6-DTU	600 Dia Squircle Base, Table, 720mm high	397.00
PBT-CM-RB-6-PTU	600 Dia Base, Poseur Table, 1100mm high	425.00
PBT-CM-SB-5-PTU	500 x 500 Square Base, Poseur Table, 1100mm high	425.00
PBT-CM-QB-6-PTU	600 Dia Squircle Base, Poseur Table, 1100mm high	425.00

### Accessories

Product Code	Description	£
PBT-RW-6	Weighted, Round Base Plate	122.00
PBT-SW-5	Weighted, Square Base Plate	122.00
PBT-CM-RW-6	Weighted, Round, Cable Managed Base Plate	144.00
PBT-CM-SW-5	Weighted, Square, Cable Managed Base Plate	144.00
90U0DIG	Porthole Power / Data Module	378.00

### Laptop Table

- Shaped MFC Top
- 690mm High

Product Code	Description	£
PBT-LAP	Laptop table	292.00

# Four Konnect Tables





## Four Konnect®

With the Four Konnect® table system everyone has a good line of sight and sits at a defined straight edge with 750mm of personal space; no one straddles a table leg, writes over a seam or is squashed into a corner. The four sided frame provides greater rigidity and durability than traditional I frame centrally supported tables.

The dual-locking castor limits movement, negates the need for linking devices and makes Four Konnect® as stable as fixed-frame furniture.



4 weeks



5 year warranty



36 kg KTR25  
Weight of other  
tables on request



95% recyclable



Chrome 3



SKA rated

### Features

The unique shape of Four Konnect® shape creates the perfect configuration for any presentation style

Quickly assembled and reconfigured by a single person

Easy to fold, move and store without heavy lifting or the need of a trolley

As stable as fixed-frame furniture with a rigid and durable 4-sided frame

Locked castor prevents the need for linking devices

50mm levelling ensures table-tops meet flush

Narrow transit profile fits easily through doors (390mm max)

Modesty panels and cable management can be fitted without compromising folding function

Compact nesting to maximise space

25mm MFC tops

MFC, veneer and veneer with banded and inlay tops

Straight and tapered legs

Kite Shape and Four Konnect Rectangular folding tables tested to BS EN 15372:2008 - Test Level 2

Credenzas in matching finish

In table power and data options



# Four Konnect®

## Leg finish options

### Straight leg finishes:

Straight Powder Coated Legs (SPL)  
Straight Chrome Legs (SCL)

### Standard Frame colours



**G**  
Graphite Grey 813

4-6 week lead time




**C** Chrome

4-6 week lead time.

### Tapered leg finishes:

Tapered Silver Legs (TSL)  
Tapered Chrome Legs (TCL)  
(No additional powder coating options available)

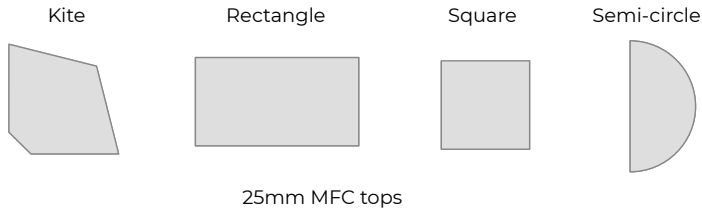
### Optional powder coating frame colours:

Range	Lead time	MOQ	Price
 · Primary · Pastel Monochrome	6 Weeks	10	£175




# Four Konnect® 750 Range

## Table-top shapes



### Optional powder coating frame options:

Range	Lead time	MOQ	Price
 · Primary · Pastel · Monochrome	6 Weeks	10	<b>£175</b>

### Kite Shape

			Price bands				
Code	Description	Dimensions (mm)	Top Band 1	Top Band 2	Top Band 3	Top Band 4	Top Band 5
KTK25SPL	Kite shape powder coated straight legs	750 x 750 x 750 x 740	<b>£1373</b>	<b>£1516</b>	<b>£1596</b>	<b>£1676</b>	<b>£2221</b>
KTK25SCL	Kite shape chrome straight legs	750 x 750 x 750 x 740	<b>£1531</b>	<b>£1717</b>	<b>£1777</b>	<b>£1878</b>	<b>£2423</b>
KTK25TSL	Kite shape silver tapered legs	750 x 750 x 750 x 740	<b>£1510</b>	<b>£1656</b>	<b>£1717</b>	<b>£1818</b>	<b>£2322</b>
KTK25TCL	Kite shape chrome tapered legs	750 x 750 x 750 x 740	<b>£1664</b>	<b>£1818</b>	<b>£1899</b>	<b>£1979</b>	<b>£2524</b>
		MOQ	1	2	2	2	2
		Lead time	4 weeks	6 weeks	6 weeks	6 weeks	6 weeks

### Rectangle Shape

			Price bands				
Code	Description	Dimensions (mm)	Top Band 1	Top Band 2	Top Band 3	Top Band 4	Top Band 5
KTR25SPL	Rectangle shape powder coated straight legs	1500 x 750 x 740	<b>£1259</b>	<b>£2100</b>	<b>£2140</b>	<b>£2180</b>	<b>£2997</b>
KTR25SCL	Rectangle shape chrome straight legs	1500 x 750 x 740	<b>£1409</b>	<b>£2221</b>	<b>£2261</b>	<b>£2302</b>	<b>£3067</b>
KTR25TSL	Rectangle shape silver tapered legs	1500 x 750 x 740	<b>£1379</b>	<b>£2201</b>	<b>£2241</b>	<b>£2281</b>	<b>£3060</b>
KTR25TCL	Rectangle shape chrome tapered legs	1500 x 750 x 740	<b>£1538</b>	<b>£2412</b>	<b>£2453</b>	<b>£2493</b>	<b>£3330</b>
		MOQ	1	1	1	1	1
		Lead time	4 weeks	6 weeks	6 weeks	6 weeks	6 weeks

### Square Shape

			Price bands				
Code	Description	Dimensions (mm)	Top Band 1	Top Band 2	Top Band 3	Top Band 4	Top Band 5
KTS25SPL	Square shape powder coated straight legs (graphite/silver/white)	750 x 750 x 740	<b>£1122</b>	<b>£1433</b>	<b>£1516</b>	<b>£1616</b>	<b>£2020</b>
KTS25SCL	Square shape chrome straight legs	750 x 750 x 740	<b>£1281</b>	<b>£1596</b>	<b>£1717</b>	<b>£1604</b>	<b>£2261</b>
KTS25TSL	Square shape tapered silver legs	750 x 750 x 740	<b>£1181</b>	<b>£1573</b>	<b>£1697</b>	<b>£1757</b>	<b>£2221</b>
KTS25TCL	Square shape chrome tapered legs	750 x 750 x 740	<b>£1415</b>	<b>£1676</b>	<b>£1798</b>	<b>£1858</b>	<b>£2322</b>
		MOQ	1	4	4	4	4
		Lead time	4 weeks	6 weeks	6 weeks	6 weeks	6 weeks

### Semi-circle Shape

			Price bands				
Code	Description	Dimensions (mm)	Top Band 1	Top Band 2	Top Band 3	Top Band 4	Top Band 5
KTC25SPL	Semi-circle shape powder coated straight legs (graphite/silver/white)	1500 x 750 x 740	<b>£1372</b>	<b>£1533</b>	<b>£1606</b>	<b>£1717</b>	<b>£2272</b>
KTC25SCL	Semi-circle shape chrome straight legs	1500 x 750 x 740	<b>£1530</b>	<b>£1777</b>	<b>£1858</b>	<b>£1959</b>	<b>£2524</b>
KTC25TSL	Semi-circle silver tapered legs	1500 x 750 x 740	<b>£1510</b>	<b>£1735</b>	<b>£1818</b>	<b>£1919</b>	<b>£2443</b>
KTC25TCL	Semi-circle chrome tapered legs	1500 x 750 x 740	<b>£1664</b>	<b>£1818</b>	<b>£1919</b>	<b>£2020</b>	<b>£2563</b>
		MOQ	1	2	2	2	2
		Lead time	4 weeks	6 weeks	6 weeks	6 weeks	6 weeks

Cutout for electrical fixtures

**£144**

**CMD Surface power module** – 3 x UK Socket, 1 x twin USB charger  
**CMD PortHole Power** – 1 x UK Socket, 1 x twin type A +Type C USB charger



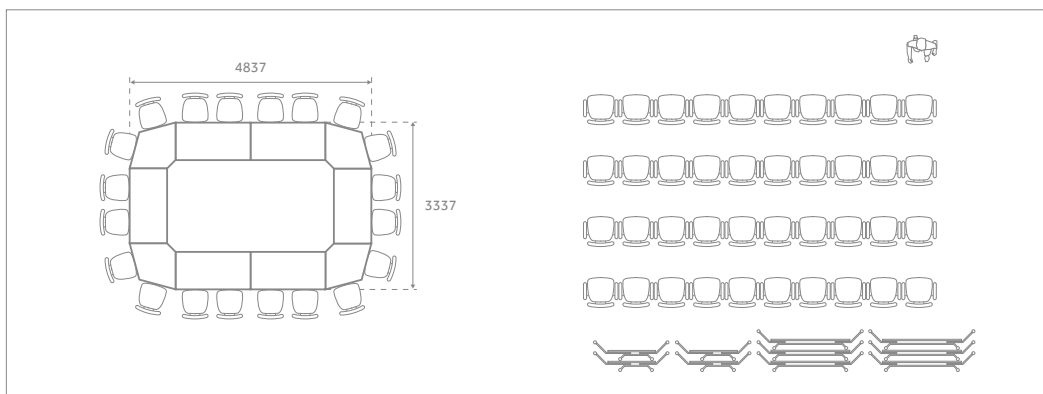
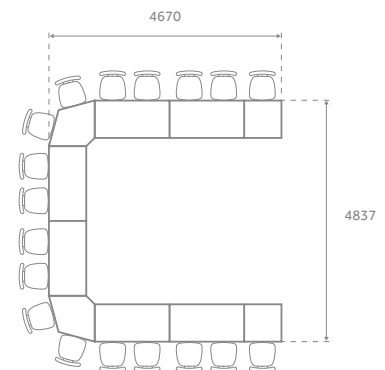
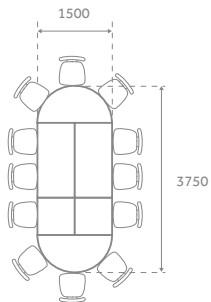
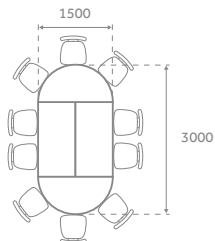
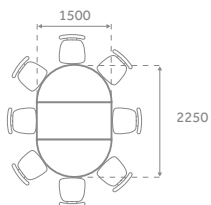
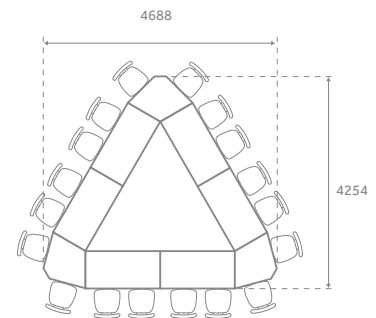
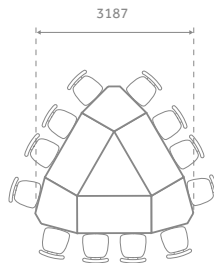
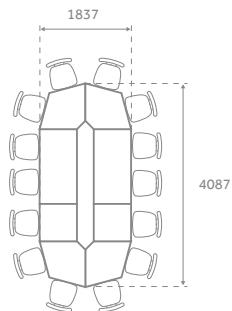
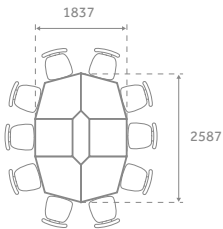
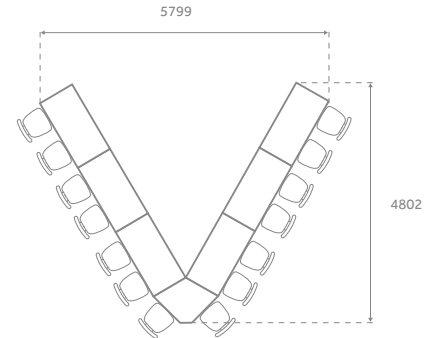
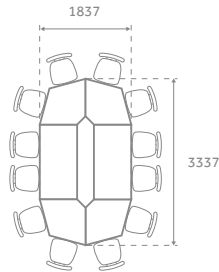
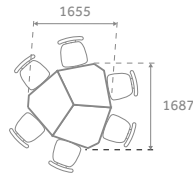
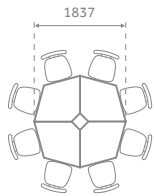
Additional charges apply for power units

# Four Konnect® 750 Range

## Suggested layouts

Selection of popular 750 seating arrangements using only Kite tables, Rectangular tables, Square tables and Semi Circle tables.

All dimensions in mm.




The two diagrams above have the same floor area. The diagram to the right shows the area converted into a lecture-style arrangement. The tables are shown folded down and nested together on the back wall. Seating capacity is doubled and the tables remain in the room.

# Four Konnect® Meet Anywhere

Table-top shapes

Optional powder coating frame options:

Range	Lead time	MOQ	Price
 · Primary · Pastel · Monochrome	6 Weeks	10	<b>£175</b>



## KTM85

Full circle, mobile and folding meeting table. Knee-hole space between table legs 466mm x 850mm diameter

Code	Description	Dimensions (mm)	Price bands				
			Top Band 1	Top Band 2	Top Band 3	Top Band 4	Top Band 5
KTM85SPL	Meet Anywhere powder coated straight legs (graphite/silver/white)	850	<b>£1373</b>	<b>£1757</b>	<b>£1848</b>	<b>£1949</b>	<b>£2241</b>
KTM85SCL	Meet Anywhere chrome straight legs	850	<b>£1530</b>	<b>£1886</b>	<b>£1969</b>	<b>£2059</b>	<b>£2322</b>
KTM85TSL	Meet Anywhere silver tapered legs	850	<b>£1510</b>	<b>£1878</b>	<b>£1959</b>	<b>£2059</b>	<b>£2322</b>
KTM85TCL	Meet Anywhere chrome tapered legs	850	<b>£1664</b>	<b>£2050</b>	<b>£2130</b>	<b>£2231</b>	<b>£2504</b>
	MOQ		1	2	2	2	2
	Lead time		4 weeks	6 weeks	6 weeks	6 weeks	6 weeks

## KTM10

Full circle, mobile and folding meeting table. Knee-hole space between table legs 601mm. 1050mm diameter

Code	Description	Dimensions (mm)	Price bands				
			Top Band 1	Top Band 2	Top Band 3	Top Band 4	Top Band 5
KTM10SPL	Meet Anywhere powder coated straight legs (graphite/silver/white)	1050	<b>£1427</b>	<b>£1807</b>	<b>£1908</b>	<b>£2009</b>	<b>£2311</b>
KTM10SCL	Meet Anywhere chrome straight legs	1050	<b>£1584</b>	<b>£1937</b>	<b>£2020</b>	<b>£2120</b>	<b>£2392</b>
KTM10TSL	Meet Anywhere silver tapered legs	1050	<b>£1530</b>	<b>£1886</b>	<b>£1969</b>	<b>£2070</b>	<b>£2342</b>
KTM10TCL	Meet Anywhere chrome tapered legs	1050	<b>£1717</b>	<b>£2090</b>	<b>£2180</b>	<b>£2281</b>	<b>£2574</b>
	MOQ		1	2	2	2	2
	Lead time		4 weeks	6 weeks	6 weeks	6 weeks	6 weeks

# Four Konnect® Standing



## KTKS25

Kite shaped folding standing height table 1045mm high with straight legs and 25mm top

Code	Description	Dimensions (mm)	Price bands				
			Top Band 1	Top Band 2	Top Band 3	Top Band 4	Top Band 5
KTKS25SPL	Kite Standing powder coated straight legs (graphite/silver/white)	750 x 750 x 750 x 1045	<b>£1447</b>	<b>£1588</b>	<b>£1669</b>	<b>£1752</b>	<b>£2294</b>
KTKS25SCL	Kite Standing chrome straight legs	750 x 750 x 750 x 1045	<b>£1607</b>	<b>£1790</b>	<b>£1852</b>	<b>£1952</b>	<b>£2495</b>
	MOQ		1	2	2	2	2
	Lead time		4 weeks	6 weeks	6 weeks	6 weeks	6 weeks

# Focus Storage



The Focus Storage range is designed to be both robust and aesthetically simple, satisfying the requirements of the busy office environment.

## Specification

- Focus storage tops are manufactured from 25mm MFC (Melamine Faced Chipboard) with 2mm PVC edging (18mm on Econ Series)
- Carcass and back panels are manufactured from 18mm MFC
- Metal Handles
- Heavy-duty metal drawer runners
- Keyed-to-differ locking systems with hinged keys
- Metal-to-metal assembly fittings
- Tambour and double door cupboards available with Bisley internal filing system
- The range offers 7 internal storage and filing options.
- Customer Bespoke options available
- Focus Storage available without handles.

## Colour Options

Beech



Oak




Maple



Verona Cherry



Grey



White



**Colour Key:**

Replace suffix " \* " with (B) Beech, (O) Oak, (M) Maple, (C) Verona Cherry, (G) Grey, (W) White, (TAW Tobacco Aida Walnut) and identify (R) Right Hand or (L) Left Hand where applicable

**Corner Storage Unit**

Code	Size (mm)	Retail (£)	Description
BALCS80*	800 x 800 x 725	288.00	Corner storage unit
BALCS60*	600 x 600 x 725	248.00	

**Open Storage Units (No Internals)**

Code	Size (mm)	Retail (£)	Description
BALOS76*	965 x 600 x 725	326.00	Open storage units
BALOS16*	965 x 530 x 1600	425.00	(see pg 98 & 99 for
BALOS19*	965 x 530 x 1900	478.00	internal storage options)

**Two Door Storage Units (No Internals)**

Code	Size (mm)	Retail (£)	Description
BALDD76*	965 x 600 x 725	416.00	Two door storage units
BALDD16*	965 x 530 x 1600	553.00	(see pg 98 & 99 for
BALDD19*	965 x 530 x 1900	619.00	internal storage options)

**Econ Series Two Door Storage Units (Inc. Adjustable Shelves)**

Code	Size (mm)	Retail (£)	Description
BALEDD76*	965 x 530 x 725	311.00	inc. one shelf
BALEDD12*	965 x 530 x 1200	413.00	inc. two shelves
BALEDD16*	965 x 530 x 1600	483.00	inc. three shelves
BALEDD18*	965 x 530 x 1800	543.00	inc. four shelves



## Side Opening Tambour Units

Code	Size (mm)	Retail (£)	Description
BALSOT76G*	1065 x 600 x 725	554.00	Side opening tambour (see pg 98 & 99 for internal storage options) G - Grey Door S - Silver Door
BALSOT76S*	1065 x 600 x 725	579.00	
BALSOT16G*	1065 x 530 x 1600	911.00	
BALSOT16S*	1065 x 530 x 1600	942.00	
BALSOT19G*	1065 x 530 x 1900	980.00	
BALSOT19S*	1065 x 530 x 1900	1010.00	



## Open Front Bookcases (Inc. Shelves as Illustrated)

Code	Size (mm)	Retail (£)	Description
BALOFB08*	965 x 350 x 875	277.00	Open front bookcases
BALOFB12*	965 x 350 x 1200	386.00	
BALOFB16*	965 x 350 x 1600	466.00	
BALGFB08*	965 x 350 x 875	1016.00	Glass front doors (locking)



## Econ Series Open Front Bookcases (Inc. Shelves as Illustrated)

Code	Size (mm)	Retail (£)	Description
BALEOFB08*	965 x 350 x 875	190.00	inc. one shelf
BALEOFB12*	965 x 350 x 1200	256.00	inc. two shelves
BALEOFB16*	965 x 350 x 1600	306.00	inc. three shelves
BALEOFB18*	965 x 350 x 1800	337.00	inc. three shelves



## Under Desk Mobile Pedestal

Code	Size (mm)	Retail (£)	Description
BALUD60*	440 x 600 x 700	319.00	Under desk mobile pedestal





### Low Mobile Pedestal

Code	Size (mm)	Retail (£)	Description
BALMP3*	440 x 500 x 570	254.00	Under desk mobile pedestal
BALMP2*	440 x 500 x 570	237.00	



### Desk Mounted Pedestal

Code	Size (mm)	Retail (£)	Description
BALFP3*	440 x 500 x 480	247.00	Desk mounted pedestal
BALFP2*	440 x 500 x 480	225.00	



### Static Desk High Pedestal

Code	Size (mm)	Retail (£)	Description
BALSP60*	440 x 600 x 725	293.00	Static desk high pedestal
BALSP80*	440 x 800 x 725	320.00	



### Filing Cabinet

Code	Size (mm)	Retail (£)	Description
BALFC2*	486 x 600 x 725	460.00	Two drawer filing cabinet
BALFC3*	486 x 600 x 1041	598.00	Three drawer filing cabinet
BALFC4*	486 x 600 x 1357	741.00	Four drawer filing cabinet



### Roll Out Suspension Filing Frame

Code	Retail (£)	Description
ROSFF	132.00	Roll out suspension filing frame



### Adjustable Lateral Filing Rail

Code	Retail (£)	Description
BUR	41.00	Adjustable lateral filing rail




### MFC Shelf

Code	Retail (£)	Description
MS*	34.00	MFC shelf



### Steel Shelf

Code	Retail (£)	Description
YETBUS10	41.00	Black Steel Shelf



### Pack Of Five Shelf Dividers

Code	Retail (£)	Description
BSSPDP1:33	79.00	Slotted shelf (single pack) - For use with plastic dividers - Black
SHDV85P5PS	82.00	Plastic slotted shelf dividers (set of 5)



### Under-Shelf Lateral Filing

Code	Retail (£)	Description
198P1:45	57.00	Shelf with undershelf filing (A4) - files with 330mm centre - Grey



### Roll-Out Shelf

Code	Retail (£)	Description
ROSH	177.00	Roll-out shelf (Single pack) - black



## Focus Storwall

### Description

Bespoke product, quotation on request.

### Then...

It was a prediction that modern technology would create a paperless society

### Now...

It is fact that technology's advance is eclipsed by a mountain of paper.

### So...

The big problem is filing and storage... and the space they take.

### Relax...

The writings on that wall. The problem is solved by creating more storage in less floor space.



Focus Storwall is the answer. The custom-made floor-to-ceiling wall storage that takes away the paper pressures. When Focus Storwall is working, the clutter disappears. It all means greater efficiency in a more attractive environment.

Mastering the management of space Focus Storwall fulfils the highest demands made on modern offices today. It performs a vital function efficiently and attractively. It has an immediate effect on office performance by lifting pressures of employees, and makes every environment more productive.

### **Cost Saving**

By combining storage and partitioning in one product and also using waste space in its floor-to-ceiling design, Focus Storwall reduces capital outlay.

### **Flexibility**

Focus Storwall is a self-supporting structure designed to grow and adapt with your business; it can be re-sited easily, leaving no permanent evidence of its former position.

### **Durability**

Strong and durable, Focus Storwall is constructed from high-density MFC. The standard width modules can be free-standing or placed against a wall. Integral levelling jacks allow for irregularities and ensure structural stability.

### **Practical and Durable**

Focus Storwall's attractive appearance and clean lines have made storage installation possible in areas previously unusable, such as corridors, boardrooms or reception areas.

**Remember, Focus Storwall is planned and built to meet your requirements!**



# Bisley Storage



# essentials

Our new Essentials range is exactly that. A group of core products that no office can function without. Cupboards, tambours, lodges, drawers, desk high storage and combination units.

This select portfolio has allowed us to take the complexity out of specifying your perfect work space. A much simpler range not only means a tighter product family but also specific finishes and sizes. With Essentials what you see is what you get. Affordable, high quality storage to suit your needs.

- key features**
- All units are 470mm deep and have been designed to fit A4 binders, lateral and suspension filing
  - All units will come with factory fitted levelling feet as standard (up to 24mm adjustable height)
  - Available in 7 of Bisley's most popular colours: Goose grey (av4), Traffic white (ba5), Black (av1), Silver (arn), Anthracite grey (aa3), Light grey (av7) and Chalk white (ab9)
  - Tambour shutters available in Silver (.SL), Extra white (.EW), Light grey (.1), Dark grey (.9) and Black (.5)
  - Essentials products come with appropriate number of shelves where applicable
  - All units will have Lowe and Fletcher AB series locks
  - 5-year standard warranty and full after sale customer service
  - Bisley branded units as standard



desk high units



key points

- Available in tambours and cupboards enabling 743mm high with a wooden top
- Desk high units are available in two widths – 800mm and 1000mm
- Units come with a pre-fitted shelf allowing two rows of A4 binders
- All desk high units will come with levelling feet allowing 8mm adjustment

drawers



key points

- Drawer units have been designed to complement the other products in the Essentials range
- Available in two widths – 800mm and 1000mm
- Essentials drawer units come in four heights with 24mm adjustable levelling feet
- Units available with 2, 3 and 4 drawers according on height. 1270mm will include a 266.7mm (10.5") top drawer perfect for A4 binders and pockets
- 693mm high drawer units will suit installed base

combination units



key points

- Essentials combination units are the perfect marriage of personal storage and filing space
- Combination units available in three heights to suite with other products in the Essentials family
- Available in two widths – 800mm and 1000mm
- All units come with two filing drawers. 266.7mm (10.5") will include a top drawer

## essentials range

## the complete essentials by Bisley



## cupboards



## key points

- Essentials cupboards are aesthetically similar to Bisley A-Series two door cupboards
- Cupboards come in five heights with adjustable levelling feet providing 24mm adjustment
- Available in three widths – 800mm, 914mm and 1000mm
- 1070mm cupboards have been designed to meet standing height standards
- 914mm wide also available without doors

## lodges



## key points

- Personal storage units have been designed to suit most Essentials products
- Essentials lodges come in four heights matching drawer unit dimensions
- Available in two widths – 800mm and 1000mm
- 4, 6 and 8 door options available
- 693mm, 1000mm and 1300mm will include 304.8mm (12") bottom doors

## tambours



## key points

- Similar look to CST
- Available in two widths – 800mm (single door) and 1000mm (two doors)
- 800mm wide units available in five heights with adjustable levelling feet
- 1000mm tambours available in six heights including a 2270mm high
- 1070mm cupboards have been designed to meet standing height with an additional wooden top taking them to 1100mm



E-10-14-N








colour palette



Traffic White (ba5)



Black (av1)



Silver (am)




Goose Grey (av4)



Anthracite Grey (aa3)



Chalk (ab9)



Light Grey (av7)

Traffic White (ba5) and Silver (am) will incur a 10% surcharge

shutters



Silver (.SL)



Extra White (.EW)



Light Grey (.1)



Dark Grey (.9)



Black (.5)

Silver (am) shutters will incur a 5% surcharge

	code	description	height mm	width mm	depth mm	£
drawers	YESF0807	2 x 304.8mm (12") drawers	693	800	470	1273.00
	YESF0810	3 x 304.8mm (12") drawers	1000	800	470	1451.00
	YESF0812	1 x 266.7mm (10.5") & 3 x 304.8mm (12") drawers	1270	800	470	1874.00
	YESF0813	4 x 304.8mm (12") drawers	1300	800	470	1884.00
	YESF1007	2 x 304.8mm (12") drawers	693	1000	470	1302.00
	YESF1010	3 x 304.8mm (12") drawers	1000	1000	470	1640.00
	YESF1012	1 x 266.7mm (10.5") & 3 x 304.8mm (12") drawers	1270	1000	470	1945.00
	YESF1013	4 x 304.8mm (12") drawers	1300	1000	470	1962.00
ledges	YELD0807	2 x 266.7mm (10.5") & 2 x 304.8mm (12") doors	693	800	470	1229.00
	YELD0810	4 x 266.7mm (10.5") & 2 x 304.8mm (12") doors	1000	800	470	1391.00
	YELD0812	8 x 266.7mm (10.5")	1270	800	470	1676.00
	YELD0813	6 x 266.7mm (10.5") & 2 x 304.8mm (12") doors	1300	800	470	1695.00
	YELD1007	2 x 266.7mm (10.5") & 2 x 304.8mm (12") doors	693	1000	470	1262.00
	YELD1010	4 x 266.7mm (10.5") & 2 x 304.8mm (12") doors	1000	1000	470	1426.00
	YELD1012	8 x 266.7mm (10.5")	1270	1000	470	1750.00
	YELD1013	6 x 266.7mm (10.5") & 2 x 304.8mm (12") doors	1300	1000	470	1775.00
desk high units	YECBDH0807/1S	Cupboard + 1 shelf	718	800	470	603.00
	YECBDH1007/1S	Cupboard + 1 shelf	718	1000	470	624.00
	YETBDH0807/1S	Tambour + 1 shelf	718	800	470	792.00
	YETBDH1007/1S	Tambour + 1 shelf	718	1000	470	887.00
	YESFDH0807	Drawer unit 1 x 304.8mm (12") & 1 x 342.9mm (13.5") drawers	718	800	470	1319.00
	YESFDH1007	Drawer unit 1 x 304.8mm (12") & 1 x 342.9mm (13.5") drawers	718	1000	470	1338.00
cupboards	YECB0810/1S	Including 1 shelf	1000	800	470	607.00
	YECB0811/1S	Including 1 shelf	1070	800	470	620.00
	YECB0812/2S	Including 2 shelves	1270	800	470	695.00
	YECB0815/3S	Including 3 shelves	1570	800	470	773.00
	YECB0819/4S	Including 4 shelves	1970	800	470	941.00
	YECB0910/1S	Including 1 shelf	1000	914	470	630.00
	YECB0911/1S	Including 1 shelf	1070	914	470	649.00
	YECB0912/2S	Including 2 shelves	1270	914	470	740.00
	YECB0915/3S	Including 3 shelves	1570	914	470	847.00
	YECB0919/4S	Including 4 shelves	1970	914	470	1094.00
	YECB1010/1S	Including 1 shelf	1000	1000	470	630.00
	YECB1011/1S	Including 1 shelf	1070	1000	470	653.00
	YECB1012/2S	Including 2 shelves	1270	1000	470	740.00
	YECB1015/3S	Including 3 shelves	1570	1000	470	847.00
YECB1019/4S	Including 4 shelves	1970	1000	470	1094.00	
tambours	YETB0810/1S	Including 1 shelf	1000	800	470	828.00
	YETB0811/1S	Including 1 shelf	1070	800	470	861.00
	YETB0812/2S	Including 2 shelves	1270	800	470	962.00
	YETB0815/3S	Including 3 shelves	1570	800	470	1107.00
	YETB0819/4S	Including 4 shelves	1970	800	470	1288.00
	YETB1010/1S	Including 1 shelf	1000	1000	470	<b>597.00</b>
	YETB1011/1S	Including 1 shelf	1070	1000	470	975.00
	YETB1012/2S	Including 2 shelves	1270	1000	470	<b>672.00</b>
	YETB1015/3S	Including 3 shelves	1570	1000	470	<b>746.00</b>
	YETB1019/4S	Including 4 shelves	1970	1000	470	<b>859.00</b>
	YETB1022/5S	Including 5 shelves	2270	1000	470	2107.00

\*Special Offer

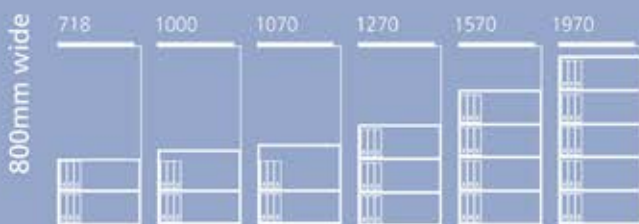
Based on Chalk, Beige, Cream, Coffee, Cardinal Red, Oxford Blue, Black, Anthracite, Silver, Goose Grey, Light Grey, Portland or Traffic White colour options.



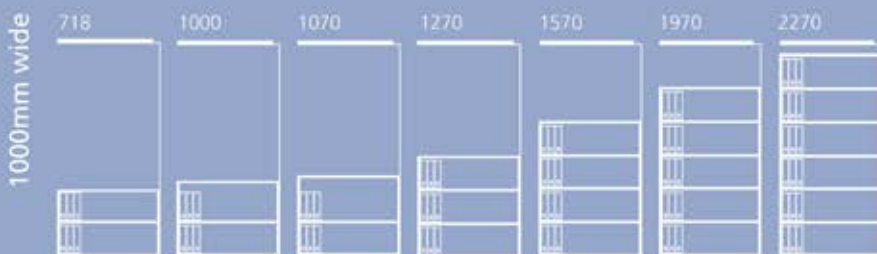
capacity guide



A4 LEVERARCH		
height	width	depth
318	75	280



\* 914mm wide cupboards also available without doors. Open front cupboards will come with appropriate number of shelves as default



304.8mm (12") drawer with file bars suspension files (A4)

800 mm wide  
1000 mm wide

0.72 linear metres  
0.92 linear metres

304.8mm (12") drawer with dividers lever-arch (spine up)

800 mm wide  
1000 mm wide

quantity = 9  
quantity = 12

information

**Guarantees & Service**

All Bisley products are guaranteed to cover all defects in materials and workmanship. For details of specific guarantee periods against each product check for up to date information on our website [www.bisley.com](http://www.bisley.com)

**Replacement Keys**

To order AB series replacement keys contact: Lowe and Fletcher - 0121 505 0400, with details of your product type, key series no. (available from Bisley Sales Office) purchase date and key/lock number

**Care instructions**

We recommend you clean your units with warm water and a mild detergent solution. A damp cloth can be used to remove dust particles.

contact

**Bisley UK Showroom**

Tel: +44 (0)20 7436 7111  
Fax: +44 (0)20 7436 8111  
[info@bisley.com](mailto:info@bisley.com)

**Head Office**

Tel: +44 (0)1633 637 383  
Fax: +44 (0)1633 637 384  
[info@bisley.com](mailto:info@bisley.com)

**International Sales and Marketing**

Tel: +44 (0)1276 450 040  
Fax: +44 (0)1276 423 080  
[info@bisley.com](mailto:info@bisley.com)

## AOC filing cabinets



AOC2



AOC3



AOC4

AOC filing cabinets - 470mm (18.5") wide, 622mm (24.5") deep			
code	description	height mm	retail price
AOC2	2 drawer cabinet (flush handle, separate label holder)	711 (28")	<b>271.00*</b>
AOC3	3 drawer cabinet (flush handle, separate label holder)	1016 (40")	<b>294.00*</b>
AOC4	4 drawer cabinet (flush handle, separate label holder)	1321 (52")	<b>315.00*</b>

Available on Quick Ship Programme

For colour options and surcharges

Note: Filing cabinets are designed for suspension filing only

\*Special Offer

Based on Goose Grey, Coffee Cream and Black colour options.

## CLK lockers



CLK121C



CLK181C



CLK121



CLK122



CLK124



CLK126



CLK181



CLK182



CLK184



CLK186



CLK lockers								
code	description	internal compartment			external dimensions			retail price
		height	width	depth	height	width	depth	
CLK121C	CLK Locker, 1 door cube	-	-	-	529 (21")	305 (12")	305 (12")	168.00
CLK181C	CLK Locker, 1 door cube	-	-	-	529 (21")	305 (12")	457 (18")	194.00
CLK121	1 door locker	1703 (67")	240 (9.4")	274 (10.8")	1802 (70.9")	305 (12")	305 (12")	238.00
CLK122	2 door locker	847 (33.3")	240 (9.4")	274 (10.8")	1802 (70.9")	305 (12")	305 (12")	303.00
CLK124	4 door locker	416 (16.4") & 404 (15.9")*	240 (9.4")	274 (10.8")	1802 (70.9")	305 (12")	305 (12")	372.00
CLK126	6 door locker	275 (10.8") & 263 (10.3")*	240 (9.4")	274 (10.8")	1802 (70.9")	305 (12")	305 (12")	443.00
CLK181	1 door locker	1703 (67")	240 (9.4")	426 (16.8")	1802 (70.9")	305 (12")	457 (18")	290.00
CLK182	2 door locker	847 (33.3")	240 (9.4")	426 (16.8")	1802 (70.9")	305 (12")	457 (18")	345.00
CLK184	4 door locker	416 (16.4") & 404 (15.9")*	240 (9.4")	426 (16.8")	1802 (70.9")	305 (12")	457 (18")	401.00
CLK186	6 door locker	275 (10.8") & 263 (10.3")*	240 (9.4")	426 (16.8")	1802 (70.9")	305 (12")	457 (18")	485.00
BLLP1	Hasp lock, supplied separately as retro fitted option**							43.00
**P	Factory Fitted							

\*Where 2 internal heights are listed, the first is for the top and the bottom compartments only

Sloping tops are available for larger orders of CLK lockers. Please contact your Bisley representative for more information

### notes

## Essentials internal options

Internal options				
internals	code	description	width	retail price
	YECBUS08	800mm (31.5") cupboard shelf with under shelf A4 filing (Black)	794 (31.3")	57.00
	YECBUS09	914mm (36") cupboard shelf with under shelf A4 filing (Black)	908 (35.8")	57.00
	YECBUS10	1000mm (39.4") cupboard shelf with under shelf A4 filing (Black)	994 (39.1")	57.00
	YETBUS08	800mm (31.5") tambour shelf with under shelf A4 filing (Black)	731 (28.8")	57.00
	YETBUS10*	1000mm (39.4") tambour shelf with under shelf A4 filing (Black)	908 (35.8")	<b>41.00*</b>
	MSDIV395P2	steel shelf dividers (clip on design) (set of 2)	50 (2")	90.00

\*Available on quick ship programme

\*Special Offer

## Essentials internal options

Internal options - 914mm (36") wide two door cupboards and 1000mm (39.4") wide tambours only				
internals	code	description	width	retail price
	BSSPDP1:33	slotted shelf (single pack) Black	908 (35.8")	79.00
	SHDV85P5PS	plastic Shelf dividers - slotted shelf only (shelf not included)	23 (0.9")	82.00
	PGNHLESET	pigeon hole (single pack) (includes dividers and intershelves, slotted shelf not included)	859 (33.8")	232.00
	RODWR4	roll-out drawer (single pack) 102mm (4") deep	821 (32.3")	254.00
	BDD3P5	drawer dividers (set of 5)	392 (15.4")	55.00
	BWS	wardrobe shelf and back to front coat rail (single pack)	908 (35.8")	98.00
	ROSH	roll-out shelf (single pack)	800 (31.5")	177.00
	BUS1	adjustable under shelf lateral filing (single pack)	908 (35.8")	119.00
	BUR	Adjustable lateral filing rail (single pack) (A4) (range 190 - 330mm (7.5 - 11.8"))	905 (35.6")	<b>41.00*</b>
	ROSHFF	Roll-out suspension filing frame (single pack) (foolscap side to side or 2 rows of foolscap or A4 front to back)	828 (32.6")	<b>132.00*</b>
	BWP	wardrobe pack for 1970mm (77.6") cupboard and 1970mm (77.6") & 2270mm (89.4") tambour	908 (35.8")	440.00

\*Special Offer

# Times-2 Storage





Times-2 is a high density, double-sided filing system simply operated by the use of a foot pedal. The inner cube has 2 usable sides which rotate on a fixed base. The operator is able to access these from one side. Without doors or shutters, units offer efficient use of floor space by sitting close to walls or screens.

- 50% of your filing is easily accessible at any time
- No doors or handles
- Secure locking system with further enhancements if required
- Flexible planning
- Versatile
- Greater capacity and space saving
- Time saving
- Adaptable



## Double Capacity Filing

Times-2 can best be described as 2 filing cupboards placed back to back rotating within an outer, modular cabinet. This allows the operator to access double the amount of filing from the same location. When the operator presses the positive locking foot pedal the unit can be rotated with one hand, (the other hand potentially holding records to be filed).

## Filing Add-Ons

When the filing system grows, further Add-on units are fitted, as necessary. Times-2 conforms to the 'form follows function' design principle, this has promoted its success at delivering high density storage and fast retrieval not only for records and documentation but across many different applications from hot desk storage systems to ammunition's and weaponry!

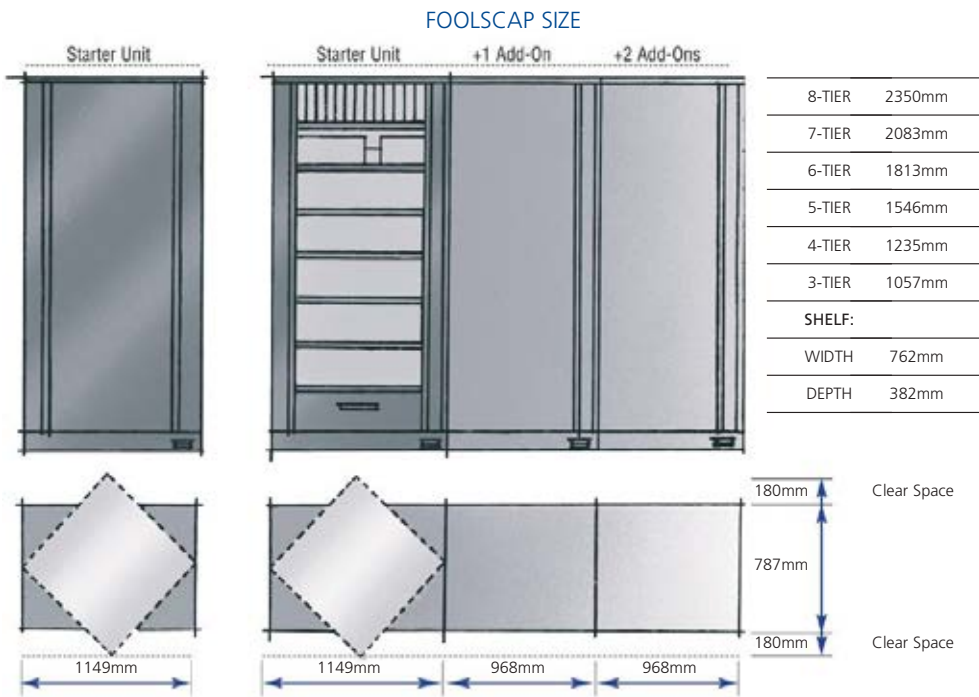
## Modular System

The unit has 4 fixed positions (2 open and 2 closed). The foot pedal aids productivity prevents free spin and therefore any potential Health & Safety hazard. As a modular system, each run of Times-2 is built with an initial Starter Unit. Add-on units are then fitted to the Starter to provide the required capacity.



Download the Times-2 brochure from our website [www.balmoralcontracts.co.uk](http://www.balmoralcontracts.co.uk)

Times-2 is capable of holding a complete range of media. Each unit is configured to the requirement of the user. The following are available in addition to standard reversible shelves and dividers.




**Desc.**  
 7 Tier Times-2 Starter unit  
 12 shelves with 14 usable levels  
 7 Tier Times-2 Add on unit  
 12 shelves with 14 usable levels

**£**  
 Price on request  
 Price on request



# Screens



## Cosy Screen



COSY is a range of contemporary, fabric covered screens. The elegant edge profile, large radiused corners and bold stitching detail around the hem make this screen a high end product with a premium quality feel.

A combination of keen pricing, superior build quality and considered design ensures that COSY screens represent excellent value for money, whilst remaining appropriate for use within the widest range of office interiors. COSY screens and brackets have been designed and engineered to integrate with a broad range of desk types, and especially those based on underframes manufactured by Rack Systems.


COSY screens comprise of a sewn foam-backed fabric cover upholstered over an 18mm profiled core.

- Fully upholstered 'Soft Touch' screen
- Plush foam backed wool fabrics
- Beautifully detailed exposed stitching
- Contemporary understated design aesthetic
- Works with existing Me2 screen brackets
- Designed and manufactured in Britain
- Premium Quality
- Excellent Value

## Cosy Type 1 Screen

	Size	Code	£
0585w x 0350h	COSY-T1-0635R	241.00	
0585w x 0380h	COSY-T1-0638R	241.00	
0785w x 0350h	COSY-T1-0835R	246.00	
0785w x 0380h	COSY-T1-0838R	246.00	
0800w x 0380h	COSY-T1-0838	246.00	
0985w x 0350h	COSY-T1-1035R	250.00	
0985w x 0380h	COSY-T1-1038R	250.00	
1000w x 0380h	COSY-T1-1038	250.00	
1185w x 0350h	COSY-T1-1235R	254.00	
1185w x 0380h	COSY-T1-1238R	254.00	
1200w x 0380h	COSY-T1-1238	254.00	
1385w x 0350h	COSY-T1-1435R	268.00	
1385w x 0380h	COSY-T1-1438R	268.00	
1400w x 0380h	COSY-T1-1438	268.00	
1585w x 0350h	COSY-T1-1635R	301.00	
1585w x 0380h	COSY-T1-1638R	301.00	
1600w x 0380h	COSY-T1-1638	301.00	
1785w x 0350h	COSY-T1-1835R	433.00	
1785w x 0380h	COSY-T1-1838R	433.00	
1800w x 0380h	COSY-T1-1838	433.00	
2000w x 0380h	COSY-T1-2038	565.00	

## Cosy Type 2 Screen

















	Size	Code	£
0585w x 0350h	COSY-T2-0635R	241.00	
0585w x 0380h	COSY-T2-0638R	241.00	
0785w x 0350h	COSY-T2-0835R	246.00	
0785w x 0380h	COSY-T2-0838R	246.00	
0800w x 0380h	COSY-T2-0838	246.00	
0985w x 0350h	COSY-T2-1035R	250.00	
0985w x 0380h	COSY-T2-1038R	250.00	
1000w x 0380h	COSY-T2-1038	250.00	
1185w x 0350h	COSY-T2-1235R	254.00	
1185w x 0380h	COSY-T2-1238R	254.00	
1200w x 0380h	COSY-T2-1238	254.00	
1385w x 0350h	COSY-T2-1435R	268.00	
1385w x 0380h	COSY-T2-1438R	268.00	
1400w x 0380h	COSY-T2-1438	268.00	
1585w x 0350h	COSY-T2-1635R	301.00	
1585w x 0380h	COSY-T2-1638R	301.00	
1600w x 0380h	COSY-T2-1638	301.00	
1785w x 0350h	COSY-T2-1835R	433.00	
1785w x 0380h	COSY-T2-1838R	433.00	
1800w x 0380h	COSY-T2-1838	433.00	
2000w x 0380h	COSY-T2-2038	565.00	

## Cosy Type 3 Screen

	Size	Code	£
	0585w x 0350h	COSY-T3-0635R	241.00
0585w x 0380h	COSY-T3-0638R	241.00	
0785w x 0350h	COSY-T3-0835R	246.00	
0785w x 0380h	COSY-T3-0838R	246.00	
0800w x 0380h	COSY-T3-0838	246.00	
0985w x 0350h	COSY-T3-1035R	250.00	
0985w x 0380h	COSY-T3-1038R	250.00	
1000w x 0380h	COSY-T3-1038	250.00	
1185w x 0350h	COSY-T3-1235R	254.00	
1185w x 0380h	COSY-T3-1238R	254.00	
1200w x 0380h	COSY-T3-1238	254.00	
1385w x 0350h	COSY-T3-1435R	268.00	
1385w x 0380h	COSY-T3-1438R	268.00	
1400w x 0380h	COSY-T3-1438	268.00	
1585w x 0350h	COSY-T3-1635R	301.00	
1585w x 0380h	COSY-T3-1638R	301.00	
1600w x 0380h	COSY-T3-1638	301.00	
1785w x 0350h	COSY-T3-1835R	433.00	
1785w x 0380h	COSY-T3-1838R	433.00	
1800w x 0380h	COSY-T3-1838	433.00	
2000w x 0380h	COSY-T3-2038	565.00	

## Band Y Stock Colours

Band Y in Camira Blazer Lite is available in the following stock fabrics ONLY:

				
Balance LTH41	Buddha LTH56	Cuddle LTH62	Dainty LTH64	Daydream LTH46
<b>New!</b> 			<b>New!</b> 	<b>New!</b> 
Devoted LTH58	Happy LTH55	Harmony LTH63	Haven LTH40	Mood LTH44
		<b>New!</b> 		<b>New!</b> 
Retreat LTH39	Solace LTH70	Tender LTH53	True LTH61	Wish LTH67
				
Angel LTH49	Hope LTH50			

The above colours are on standard lead time. No MOQs apply.

Non stock Camira foam-backed fabrics are available upon request and subject to MOQ's and extended lead times.

Please refer to Camira's Blazer lite swatch card for accurate colour representation.

## Loop Screen



LOOP is a range of contemporary, fully upholstered fabric covered screens with contrasting PVC extrusion at a highly competitive price, whilst remaining aesthetically clean & simple.

A combination of keen pricing, superior build quality and considered design ensures that LOOP screens represent excellent value for money, whilst remaining appropriate for use within the widest range of office interiors. LOOP screens and brackets have been designed and engineered to integrate with a broad range of desk types, and especially those based on underframes manufactured by Rack Systems.

LOOP screens comprise of 25mm thick fabric covered panels, framed with matching fabric edge trim. Available in a variety of fabrics, this edging detail Loopes the latest colour trends in office furniture.


All LOOP screens can be specified in a huge range of colours. The addition of an optional accessory rail enables a range of popular screen hung accessories to be mounted on the screen, thus further enhancing the screens functionality.

- 25mm screen thickness
- Pinnable
- High quality 4mm thick PVC trim surround
- Huge range of colours available
- Clean, crisp design
- Accessory rail option
- Excellent value

### Fabric Pricing Key

Fabric - A	Camira Cara
Fabric - B	Camira Lucia

## Loop Straight Screen




Size	Code	Band A £	Band B £
0585w x 0380h	LOOP-ST-0638R	95.00	109.00
0785w x 0380h	LOOP-ST-0838R	102.00	120.00
0800w x 0380h	LOOP-ST-0838	102.00	120.00
0985w x 0380h	LOOP-ST-1038R	111.00	131.00
1000w x 0380h	LOOP-ST-1038	111.00	131.00
1185w x 0380h	LOOP-ST-1238R	122.00	146.00
1200w x 0380h	LOOP-ST-1238	122.00	146.00
1385w x 0380h	LOOP-ST-1438R	128.00	158.00
1400w x 0380h	LOOP-ST-1438	128.00	158.00
1585w x 0380h	LOOP-ST-1638R	153.00	184.00
1600w x 0380h	LOOP-ST-1638	153.00	184.00
1785w x 0380h	LOOP-ST-1838R	160.00	194.00
1800w x 0380h	LOOP-ST-1838	160.00	194.00
2000w x 0380h	LOOP-ST-2038	165.00	204.00

## Loop Wave Top Screen



Size	Code	Band A £	Band B £
0585w x 0380h	LOOP-WV-0638R	95.00	109.00
0785w x 0380h	LOOP-WV-0838R	102.00	120.00
0800w x 0380h	LOOP-WV-0838	102.00	120.00
0985w x 0380h	LOOP-WV-1038R	111.00	131.00
1000w x 0380h	LOOP-WV-1038	111.00	131.00
1185w x 0380h	LOOP-WV-1238R	122.00	146.00
1200w x 0380h	LOOP-WV-1238	122.00	146.00
1385w x 0380h	LOOP-WV-1438R	128.00	158.00
1400w x 0380h	LOOP-WV-1438	128.00	158.00
1585w x 0380h	LOOP-WV-1638R	153.00	184.00
1600w x 0380h	LOOP-WV-1638	153.00	184.00
1785w x 0380h	LOOP-WV-1838R	160.00	194.00
1800w x 0380h	LOOP-WV-1838	160.00	194.00
2000w x 0380h	LOOP-WV-2038	165.00	204.00

## Loop Arc Top Screen



Size	Code	Band A £	Band B £
0585w x 0380h	LOOP-AC-0638R	95.00	109.00
0785w x 0380h	LOOP-AC-0838R	102.00	120.00
0800w x 0380h	LOOP-AC-0838	102.00	120.00
0985w x 0380h	LOOP-AC-1038R	111.00	131.00
1000w x 0380h	LOOP-AC-1038	111.00	131.00
1185w x 0380h	LOOP-AC-1238R	122.00	146.00
1200w x 0380h	LOOP-AC-1238	122.00	146.00
1385w x 0380h	LOOP-AC-1438R	128.00	158.00
1400w x 0380h	LOOP-AC-1438	128.00	158.00
1585w x 0380h	LOOP-AC-1638R	153.00	184.00
1600w x 0380h	LOOP-AC-1638	153.00	184.00
1785w x 0380h	LOOP-AC-1838R	160.00	194.00
1800w x 0380h	LOOP-AC-1838	160.00	194.00
2000w x 0380h	LOOP-AC-2038	165.00	204.00

## Echo Screen



ECHO is a range of contemporary, fully upholstered fabric covered screens, designed to give you matching fabric trim at a highly competitive price, whilst remaining aesthetically clean & simple.

A combination of keen pricing, superior build quality and considered design ensures that ECHO screens represent excellent value for money, whilst remaining appropriate for use within the widest range of office interiors.

ECHO screens and brackets have been designed and engineered to integrate with a broad range of desk types, and especially those based on underframes manufactured by Rack Systems.

ECHO screens comprise of 25mm thick fabric covered panels, framed with matching fabric edge trim. Available in a variety of fabrics, this edging detail ECHOes the latest colour trends in office furniture.


All ECHO screens can be specified in a huge range of colours. The addition of an optional accessory rail enables a range of popular screen hung accessories to be mounted on the screen, thus further enhancing the screens functionality.

- 25mm screen thickness
- Matching fabric edging
- Huge range of colours available
- Clean, crisp design
- Accessory rail option
- Excellent value

### Fabric Pricing Key

Fabric - A	Camira Cara
Fabric - B	Camira Lucia


## Echo Straight Screen

	Size	Code	Band A £	Band B £
	0585w x 0380h	ECHO-ST-0638R	134.00	156.00
0785w x 0380h	ECHO-ST-0838R	138.00	159.00	
0800w x 0380h	ECHO-ST-0838	138.00	159.00	
0985w x 0380h	ECHO-ST-1038R	147.00	175.00	
1000w x 0380h	ECHO-ST-1038	147.00	175.00	
1185w x 0380h	ECHO-ST-1238R	163.00	194.00	
1200w x 0380h	ECHO-ST-1238	163.00	194.00	
1385w x 0380h	ECHO-ST-1438R	170.00	208.00	
1400w x 0380h	ECHO-ST-1438	170.00	208.00	
1585w x 0380h	ECHO-ST-1638R	199.00	239.00	
1600w x 0380h	ECHO-ST-1638	199.00	239.00	
1785w x 0380h	ECHO-ST-1838R	200.00	241.00	
1800w x 0380h	ECHO-ST-1838	200.00	241.00	
2000w x 0380h	ECHO-ST-2038	207.00	254.00	

## Echo Wave Top Screen


	Size	Code	Band A £	Band B £
	0585w x 0380h	ECHO-WV-0638R	134.00	156.00
0785w x 0380h	ECHO-WV-0838R	138.00	159.00	
0800w x 0380h	ECHO-WV-0838	138.00	159.00	
0985w x 0380h	ECHO-WV-1038R	147.00	175.00	
1000w x 0380h	ECHO-WV-1038	147.00	175.00	
1185w x 0380h	ECHO-WV-1238R	163.00	194.00	
1200w x 0380h	ECHO-WV-1238	163.00	194.00	
1385w x 0380h	ECHO-WV-1438R	170.00	208.00	
1400w x 0380h	ECHO-WV-1438	170.00	208.00	
1585w x 0380h	ECHO-WV-1638R	199.00	239.00	
1600w x 0380h	ECHO-WV-1638	199.00	239.00	
1785w x 0380h	ECHO-WV-1838R	200.00	241.00	
1800w x 0380h	ECHO-WV-1838	200.00	241.00	
2000w x 0380h	ECHO-WV-2038	207.00	254.00	

## Echo Arc Top Screen

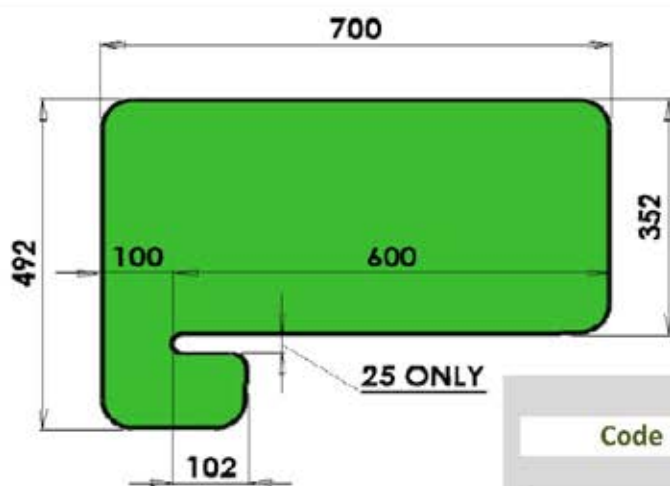
	Size	Code	Band A £	Band B £
	0585w x 0380h	ECHO-AC-0638R	134.00	156.00
0785w x 0380h	ECHO-AC-0838R	138.00	159.00	
0800w x 0380h	ECHO-AC-0838	138.00	159.00	
0985w x 0380h	ECHO-AC-1038R	147.00	175.00	
1000w x 0380h	ECHO-AC-1038	147.00	175.00	
1185w x 0380h	ECHO-AC-1238R	163.00	194.00	
1200w x 0380h	ECHO-AC-1238	163.00	194.00	
1385w x 0380h	ECHO-AC-1438R	170.00	208.00	
1400w x 0380h	ECHO-AC-1438	170.00	208.00	
1585w x 0380h	ECHO-AC-1638R	199.00	239.00	
1600w x 0380h	ECHO-AC-1638	199.00	239.00	
1785w x 0380h	ECHO-AC-1838R	200.00	241.00	
1800w x 0380h	ECHO-AC-1838	200.00	241.00	
2000w x 0380h	ECHO-AC-2038	207.00	254.00	



## Echo Grip Screen



### ECHO - GRIP SCREEN



#### Description

A one size 'fits all' screen to partition bench or desking systems. Designed intuitively, Grip allows the user to simply push the screen onto a standard 25mm desktop. Grip prevents wobble due to the friction-fit design.

#### Code

ECHO-GRIP-0600

#### Band A £

212.00

#### Band B £

240.00

\*ADD SUFFIX FABRIC CODE, eg EY167.


#### FEATURES

- \*Fully upholstered screen with matching fabric trim
- \*Flexible solution to the working environment
- \*Defines the working zone on bench and desk systems
- \*Allows privacy; increasing productivity
- \*Simple and fast repositioning - no bracket needed!
- \*25mm fabric panel

#### IMPORTANT NOTE:

\*Only fits 25mm Desktops

## Trio Screen



Framed on 3 sides using lightly proportioned bespoke aluminium extrusions, TRIO's clean, crisp, angular design has been consciously conceived to reflect the latest trends in office furniture. The use of intelligently designed aluminium extrusions and cleverly engineered bracketry, ensures that TRIO screens will integrate seamlessly with a wide range of desk types, and especially those based on underframes manufactured by Rack Systems.

The TRIO product family includes plain fabric screens, triple toolbars, half glazed screens, and a management rail option designed to integrate with a wide range of popular screen hung accessories, thus further enhancing the screens functionality. Thoughtful design, clever engineering, beautiful build quality and competitive prices ensure that TRIO screens can be confidently specified for use within the full hierarchy of office interiors.

T1 to T4 screens in the TRIO range are framed with robust aluminium extruded profiles on 3 sides, powder coated to match the desk frames and cleverly designed to include multiple features for mounting, linking and accessorizing. T1 and T3 screens have an integral hanging facility within the top rail, and the addition of the triple toolbar on T2 and T4, enables flat screen monitor arms to be mounted. Screens include a linking strip as standard, which doubles as an end of run trim, and a linking post is available to link up to 4 screens together at 90 degrees. T5, T6 & T7 screens have a PVC top rail.


Screens are finished in fabric, and the glazed screens use 3mm clear perspex as standard, with coloured and frosted options available on request. Screens can also be made pinnable if required, and glazing replaced with perforated sheet steel or dry-wipe powder coated steel panels.

- 30mm screen thickness
- Aluminium frame on 3 sides - T1, T2, T3 and T4
- Integral hanging facility - T1, T2, T3 and T4
- PVC top rail on T5, T6 and T7
- Toolbar and glazing options
- Crisp, clean design
- FIRA tested - The TRIO range of screens has successfully satisfied the relevant sections of BS EN 1023 and BS 476

### Fabric Pricing Key


Fabric - A	Camira Cara
Fabric - B	Camira Lucia

## Trio Type 1 - Plain Screen



Size	Code	Band A £	Band B £
0585w x 0350h	TRIO-T1-0635R	116.00	128.00
0585w x 0380h	TRIO-T1-0638R	117.00	130.00
0785w x 0350h	TRIO-T1-0835R	123.00	142.00
0785w x 0380h	TRIO-T1-0838R	125.00	143.00
0800w x 0380h	TRIO-T1-0838	125.00	143.00
0985w x 0350h	TRIO-T1-1035R	126.00	160.00
0985w x 0380h	TRIO-T1-1038R	126.00	160.00
1000w x 0380h	TRIO-T1-1038	126.00	160.00
1185w x 0350h	TRIO-T1-1235R	147.00	173.00
1185w x 0380h	TRIO-T1-1238R	147.00	173.00
1200w x 0380h	TRIO-T1-1238	147.00	173.00
1385w x 0350h	TRIO-T1-1435R	159.00	187.00
1385w x 0380h	TRIO-T1-1438R	159.00	187.00
1400w x 0380h	TRIO-T1-1438	159.00	187.00
1585w x 0350h	TRIO-T1-1635R	183.00	214.00
1585w x 0380h	TRIO-T1-1638R	183.00	214.00
1600w x 0380h	TRIO-T1-1638	183.00	214.00
1785w x 0350h	TRIO-T1-1835R	195.00	230.00
1785w x 0380h	TRIO-T1-1838R	195.00	230.00
1800w x 0380h	TRIO-T1-1838	195.00	230.00

## Trio Type 2 - Toolbar Screen



Size	Code	Band A £	Band B £
0585w x 0350h	TRIO-T2-0635R	128.00	145.00
0585w x 0380h	TRIO-T2-0638R	131.00	145.00
0785w x 0350h	TRIO-T2-0835R	144.00	162.00
0785w x 0380h	TRIO-T2-0838R	144.00	162.00
0800w x 0380h	TRIO-T2-0838	144.00	162.00
0985w x 0350h	TRIO-T2-1035R	166.00	187.00
0985w x 0380h	TRIO-T2-1038R	166.00	187.00
1000w x 0380h	TRIO-T2-1038	166.00	187.00
1185w x 0350h	TRIO-T2-1235R	173.00	198.00
1185w x 0380h	TRIO-T2-1238R	173.00	198.00
1200w x 0380h	TRIO-T2-1238	173.00	198.00
1385w x 0350h	TRIO-T2-1435R	195.00	225.00
1385w x 0380h	TRIO-T2-1438R	195.00	225.00
1400w x 0380h	TRIO-T2-1438	195.00	225.00
1585w x 0350h	TRIO-T2-1635R	219.00	252.00
1585w x 0380h	TRIO-T2-1638R	219.00	252.00
1600w x 0380h	TRIO-T2-1638	219.00	252.00
1785w x 0350h	TRIO-T2-1835R	250.00	285.00
1785w x 0380h	TRIO-T2-1838R	250.00	285.00
1800w x 0380h	TRIO-T2-1838	250.00	285.00

## Trio Type 3 - Half Glazed Screen




Size	Code	Band A £	Band B £
0585w x 0350h	TRIO-T3-0635R	181.00	195.00
0585w x 0380h	TRIO-T3-0638R	184.00	197.00
0785w x 0350h	TRIO-T3-0835R	191.00	210.00
0785w x 0380h	TRIO-T3-0838R	195.00	212.00
0800w x 0380h	TRIO-T3-0838	195.00	212.00
0985w x 0350h	TRIO-T3-1035R	218.00	237.00
0985w x 0380h	TRIO-T3-1038R	218.00	237.00
1000w x 0380h	TRIO-T3-1038	218.00	237.00
1185w x 0350h	TRIO-T3-1235R	233.00	258.00
1185w x 0380h	TRIO-T3-1238R	233.00	258.00
1200w x 0380h	TRIO-T3-1238	233.00	258.00
1385w x 0350h	TRIO-T3-1435R	253.00	282.00
1385w x 0380h	TRIO-T3-1438R	253.00	282.00
1400w x 0380h	TRIO-T3-1438	253.00	282.00
1585w x 0350h	TRIO-T3-1635R	274.00	306.00
1585w x 0380h	TRIO-T3-1638R	274.00	306.00
1600w x 0380h	TRIO-T3-1638	274.00	306.00
1785w x 0350h	TRIO-T3-1835R	296.00	332.00
1785w x 0380h	TRIO-T3-1838R	296.00	332.00
1800w x 0380h	TRIO-T3-1838	296.00	332.00

## Trio Type 4 - Management Rail




Size	Code	£
0800w x 0280h	TRIO-T4-0828	111.00
1000w x 0280h	TRIO-T4-1028	126.00
1200w x 0280h	TRIO-T4-1228	128.00
1400w x 0280h	TRIO-T4-1428	142.00
1600w x 0280h	TRIO-T4-1628	143.00
1800w x 0280h	TRIO-T4-1828	165.00

## Trio Type 5 - Wave Screen



Size	Code	Band A £	Band B £
0585w x 0350h	TRIO-T5-0635R	116.00	130.00
0585w x 0380h	TRIO-T5-0638R	125.00	143.00
0785w x 0350h	TRIO-T5-0835R	125.00	143.00
0785w x 0380h	TRIO-T5-0838R	125.00	143.00
0800w x 0380h	TRIO-T5-0838	125.00	160.00
0985w x 0350h	TRIO-T5-1035R	139.00	160.00
0985w x 0380h	TRIO-T5-1038R	139.00	160.00
1000w x 0380h	TRIO-T5-1038	139.00	160.00
1185w x 0350h	TRIO-T5-1235R	147.00	173.00
1185w x 0380h	TRIO-T5-1238R	147.00	173.00
1200w x 0380h	TRIO-T5-1238	147.00	173.00
1385w x 0350h	TRIO-T5-1435R	159.00	187.00
1385w x 0380h	TRIO-T5-1438R	159.00	187.00
1400w x 0380h	TRIO-T5-1438	159.00	187.00
1585w x 0350h	TRIO-T5-1635R	183.00	214.00
1585w x 0380h	TRIO-T5-1638R	183.00	214.00
1600w x 0380h	TRIO-T5-1638	183.00	214.00
1785w x 0350h	TRIO-T5-1835R	195.00	230.00
1785w x 0380h	TRIO-T5-1838R	195.00	230.00
1800w x 0380h	TRIO-T5-1838	195.00	230.00

## Trio Type 6 - Arc Screen




Size	Code	Band A £	Band B £
0585w x 0350h	TRIO-T6-0635R	116.00	130.00
0585w x 0380h	TRIO-T6-0638R	125.00	143.00
0785w x 0350h	TRIO-T6-0835R	125.00	143.00
0785w x 0380h	TRIO-T6-0838R	125.00	143.00
0800w x 0380h	TRIO-T6-0838	125.00	160.00
0985w x 0350h	TRIO-T6-1035R	139.00	160.00
0985w x 0380h	TRIO-T6-1038R	139.00	160.00
1000w x 0380h	TRIO-T6-1038	139.00	160.00
1185w x 0350h	TRIO-T6-1235R	147.00	173.00
1185w x 0380h	TRIO-T6-1238R	147.00	173.00
1200w x 0380h	TRIO-T6-1238	147.00	173.00
1385w x 0350h	TRIO-T6-1435R	159.00	187.00
1385w x 0380h	TRIO-T6-1438R	159.00	187.00
1400w x 0380h	TRIO-T6-1438	159.00	187.00
1585w x 0350h	TRIO-T6-1635R	183.00	214.00
1585w x 0380h	TRIO-T6-1638R	183.00	214.00
1600w x 0380h	TRIO-T6-1638	183.00	214.00
1785w x 0350h	TRIO-T6-1835R	195.00	230.00
1785w x 0380h	TRIO-T6-1838R	195.00	230.00
1800w x 0380h	TRIO-T6-1838	195.00	230.00

## Trio Type 7 - Straight PVC Top Screen



Size	Code	Band A £	Band B £
0585w x 0350h	TRIO-T7-0635R	116.00	132.00
0585w x 0380h	TRIO-T7-0638R	116.00	132.00
0785w x 0350h	TRIO-T7-0835R	116.00	132.00
0785w x 0380h	TRIO-T7-0838R	116.00	132.00
0800w x 0380h	TRIO-T7-0838	116.00	132.00
0985w x 0350h	TRIO-T7-1035R	124.00	145.00
0985w x 0380h	TRIO-T7-1038R	124.00	145.00
1000w x 0380h	TRIO-T7-1038	124.00	145.00
1185w x 0350h	TRIO-T7-1235R	139.00	163.00
1185w x 0380h	TRIO-T7-1238R	139.00	163.00
1200w x 0380h	TRIO-T7-1238	139.00	163.00
1385w x 0350h	TRIO-T7-1435R	144.00	176.00
1385w x 0380h	TRIO-T7-1438R	144.00	176.00
1400w x 0380h	TRIO-T7-1438	144.00	176.00
1585w x 0350h	TRIO-T7-1635R	167.00	202.00
1585w x 0380h	TRIO-T7-1638R	167.00	202.00
1600w x 0380h	TRIO-T7-1638	167.00	202.00
1785w x 0350h	TRIO-T7-1835R	181.00	216.00
1785w x 0380h	TRIO-T7-1838R	181.00	216.00
1800w x 0380h	TRIO-T7-1838	181.00	216.00

## Halo Screen



HALO is a comprehensive range of highly functional contemporary desk mounted screens, designed to reflect the latest trends in office furniture. Thoughtful design, clever engineering, beautiful build quality and competitive prices ensure that HALO screens can be confidently specified for use within the full hierarchy of office interiors.

HALO screens are framed on all 4 sides with a series of lightly proportioned, intelligently designed bespoke aluminium extrusions, which allow HALO screens to be supplied with an extensive variety of infill materials. Infill options available include 25mm thick fabric covered panels, 3mm clear or coloured perspex glazing, perforated sheet steel and bespoke laser-cut infill panels, powder coated dry-wipe 'boards', and an upholstered pinnable option. HALO's bottom rail allows sliding tapped inserts to be fixed into at any point along the length of the screen, or alternatively spigot brackets can be inserted into the end trims for greater rigidity. Whichever option is selected, HALO screens will integrate seamlessly with a wide range of desk types, and especially those based on underframes manufactured by Rack Systems.

All screens within the HALO range are framed on 4 sides with robust aluminium extruded profiles. Powder coated to match the desk frames HALO's extrusions are cleverly designed to include multiple features for linking screens and mounting accessories. Every screen has an integral hanging facility within the top rail, and the addition of the toolbar enables flat screen monitor arms to be securely fixed to the screen. Screens include a linking strip as standard, which also doubles as an end of run trim, and a supplementary post is available to link up to 4 screens together at 90 degrees.

- 30mm screen thickness
- Aluminium frame on all 4 sides
- Toolbar and glazing options
- Creative, elegant design
- Huge range of colours available
- Competitively priced

### Fabric Pricing Key

Fabric - A	Camira Cara
Fabric - B	Camira Lucia

## Halo Type 1 - Framed Fabric Screen

	Size	Code	Band A £	Band B £
	0585w x 0350h	HALO-T1-0635R	132.00	147.00
	0585w x 0380h	HALO-T1-0638R	133.00	147.00
	0785w x 0350h	HALO-T1-0835R	145.00	164.00
	0785w x 0380h	HALO-T1-0838R	147.00	165.00
	0800w x 0380h	HALO-T1-0838	147.00	165.00
	0985w x 0350h	HALO-T1-1035R	169.00	190.00
	0985w x 0380h	HALO-T1-1038R	169.00	190.00
	1000w x 0380h	HALO-T1-1038	169.00	190.00
	1185w x 0350h	HALO-T1-1235R	178.00	203.00
	1185w x 0380h	HALO-T1-1238R	178.00	203.00
	1200w x 0380h	HALO-T1-1238	178.00	203.00
	1385w x 0350h	HALO-T1-1435R	199.00	228.00
	1385w x 0380h	HALO-T1-1438R	199.00	228.00
	1400w x 0380h	HALO-T1-1438	199.00	228.00
	1585w x 0350h	HALO-T1-1635R	218.00	251.00
	1585w x 0380h	HALO-T1-1638R	218.00	251.00
	1600w x 0380h	HALO-T1-1638	218.00	251.00
	1785w x 0350h	HALO-T1-1835R	251.00	285.00
	1785w x 0380h	HALO-T1-1838R	251.00	285.00
1800w x 0380h	HALO-T1-1838	251.00	285.00	

## Halo Type 2 - Framed Toolbar Screen

	Size	Code	Band A £	Band B £
	0585w x 0350h	HALO-T2-0635R	144.00	161.00
	0585w x 0380h	HALO-T2-0638R	146.00	161.00
	0785w x 0350h	HALO-T2-0835R	162.00	180.00
	0785w x 0380h	HALO-T2-0838R	165.00	183.00
	0800w x 0380h	HALO-T2-0838	165.00	183.00
	0985w x 0350h	HALO-T2-1035R	193.00	215.00
	0985w x 0380h	HALO-T2-1038R	193.00	215.00
	1000w x 0380h	HALO-T2-1038	193.00	215.00
	1185w x 0350h	HALO-T2-1235R	203.00	227.00
	1185w x 0380h	HALO-T2-1238R	203.00	227.00
	1200w x 0380h	HALO-T2-1238	203.00	227.00
	1385w x 0350h	HALO-T2-1435R	233.00	261.00
	1385w x 0380h	HALO-T2-1438R	233.00	261.00
	1400w x 0380h	HALO-T2-1438	233.00	261.00
	1585w x 0350h	HALO-T2-1635R	253.00	284.00
	1585w x 0380h	HALO-T2-1638R	253.00	284.00
	1600w x 0380h	HALO-T2-1638	253.00	284.00
	1785w x 0350h	HALO-T2-1835R	302.00	336.00
	1785w x 0380h	HALO-T2-1838R	302.00	336.00
1800w x 0380h	HALO-T2-1838	302.00	336.00	

## Halo Type 3 - Fully Glazed Screen



Size	Code	£
0585w x 0350h	HALO-T3-0635R	164.00
0585w x 0380h	HALO-T3-0638R	164.00
0785w x 0350h	HALO-T3-0835R	173.00
0785w x 0380h	HALO-T3-0838R	175.00
0800w x 0380h	HALO-T3-0838	175.00
0985w x 0350h	HALO-T3-1035R	190.00
0985w x 0380h	HALO-T3-1038R	190.00
1000w x 0380h	HALO-T3-1038	190.00
1185w x 0350h	HALO-T3-1235R	216.00
1185w x 0380h	HALO-T3-1238R	216.00
1200w x 0380h	HALO-T3-1238	216.00
1385w x 0350h	HALO-T3-1435R	233.00
1385w x 0380h	HALO-T3-1438R	233.00
1400w x 0380h	HALO-T3-1438	233.00
1585w x 0350h	HALO-T3-1635R	252.00
1585w x 0380h	HALO-T3-1638R	252.00
1600w x 0380h	HALO-T3-1638	252.00
1785w x 0350h	HALO-T3-1835R	286.00
1785w x 0380h	HALO-T3-1838R	286.00
1800w x 0380h	HALO-T3-1838	286.00

## Halo Type 4 - Fully Glazed Toolbar Screen



Size	Code	£
0585w x 0350h	HALO-T4-0635R	170.00
0585w x 0380h	HALO-T4-0638R	170.00
0785w x 0350h	HALO-T4-0835R	184.00
0785w x 0380h	HALO-T4-0838R	185.00
0800w x 0380h	HALO-T4-0838	185.00
0985w x 0350h	HALO-T4-1035R	199.00
0985w x 0380h	HALO-T4-1038R	199.00
1000w x 0380h	HALO-T4-1038	199.00
1185w x 0350h	HALO-T4-1235R	226.00
1185w x 0380h	HALO-T4-1238R	226.00
1200w x 0380h	HALO-T4-1238	226.00
1385w x 0350h	HALO-T4-1435R	258.00
1385w x 0380h	HALO-T4-1438R	258.00
1400w x 0380h	HALO-T4-1438	258.00
1585w x 0350h	HALO-T4-1635R	272.00
1585w x 0380h	HALO-T4-1638R	272.00
1600w x 0380h	HALO-T4-1638	272.00
1785w x 0350h	HALO-T4-1835R	321.00
1785w x 0380h	HALO-T4-1838R	321.00
1800w x 0380h	HALO-T4-1838	321.00



## Mono Screen



Constructed from a well proportioned bespoke aluminium extrusion, MONO's clean, crisp, angular design has been consciously conceived to reflect the latest trends in office furniture. The use of intelligently designed aluminium extrusions and cleverly engineered bracketry, ensures that MONO screens will integrate seamlessly with a wide range of desk types, and especially those based on underframes manufactured by Rack Systems.

The MONO product family consists of MONOflex (trimmed) or MONOstop (trimless) management rails, together with a wide selection of perspex blades in a choice of distinct colours. All options are designed to integrate with a wide range of popular screen hung accessories, thus further enhancing the rail functionality. Thoughtful design, clever engineering, beautiful build quality and competitive prices ensure that MONO screens can be confidently specified for use within the full hierarchy of office interiors.

All options in the MONO range are constructed from a robust aluminium extruded profile, powder coated to match the desk frames and cleverly designed to include multiple features for mounting, linking and accessorizing. All configurations have an integral hanging facility within the rail which enables flat screen monitor arms to be mounted. MONOflex T1 & 2 options include a linking strip as standard, which doubles as an end of run trim, whereas MONOstop T3 & 4 have a 'trimless' end plate to provide a sleeker look. The choice of a glazed blade on T2 & T4 adds instant colour to MONO, and is ultra easy to fit.

MONO is finished in epoxy powder coat paint, and the glazed blades use 5mm perspex with flame polished edges, and are available in a variety of coloured frosted options.

- 30mm screen thickness
- Aluminium construction
- Integral hanging facility
- Easy fit perspex blade options
- Contemporary range of colours available
- Crisp, clean design

## Mono-flex Type 1



Size	Code	£
0800w x 0165h	MONO-T1-0800	139.00
1000w x 0165h	MONO-T1-1000	160.00
1200w x 0165h	MONO-T1-1200	196.00
1400w x 0165h	MONO-T1-1400	197.00
1600w x 0165h	MONO-T1-1600	198.00
1800w x 0165h	MONO-T1-1800	242.00
0985w x 0165h	MONO-T1-1000R	160.00
1185w x 0165h	MONO-T1-1200R	196.00
(FOR USE ON 120 degree LAYOUTS)		
SPECIALS		P.O.A

## Mono-flex Blade Type 2



Size	Code	£
<b>280mm HIGH</b>	<b>(140h BLADE)</b>	
0800w x 0280h	MONO-T2-0828	195.00
1000w x 0280h	MONO-T2-1028	222.00
1200w x 0280h	MONO-T2-1228	274.00
1400w x 0280h	MONO-T2-1428	281.00
1600w x 0280h	MONO-T2-1628	309.00
1800w x 0280h	MONO-T2-1828	340.00
0985w x 0280h	MONO-T2-1028R	222.00
1185w x 0280h	MONO-T2-1228R	274.00
(FOR USE ON 120 degree LAYOUTS)		
<b>380mm HIGH</b>	<b>(240h BLADE)</b>	
0800w x 0380h	MONO-T2-0838	207.00
1000w x 0380h	MONO-T2-1038	242.00
1200w x 0380h	MONO-T2-1238	293.00
1400w x 0380h	MONO-T2-1438	325.00
1600w x 0380h	MONO-T2-1638	349.00
1800w x 0380h	MONO-T2-1838	385.00
0985w x 0380h	MONO-T2-1038R	242.00
1185w x 0380h	MONO-T2-1238R	293.00
(FOR USE ON 120 degree LAYOUTS)		
SPECIALS		P.O.A

## Mono-stop Type 3



Size	Code	£
0800w x 0165h	MONO-T3-0800	139.00
1000w x 0165h	MONO-T3-1000	160.00
1200w x 0165h	MONO-T3-1200	196.00
1400w x 0165h	MONO-T3-1400	197.00
1600w x 0165h	MONO-T3-1600	198.00
1800w x 0165h	MONO-T3-1800	242.00
0985w x 0165h	MONO-T3-1000R	160.00
1185w x 0165h	MONO-T3-1200R	196.00
(FOR USE ON 120 degree LAYOUTS)		

## Mono-stop Blade Type 4



Size	Code	£
<b>280mm HIGH</b>	<b>(140h BLADE)</b>	
0800w x 0280h	MONO-T4-0828	195.00
1000w x 0280h	MONO-T4-1028	222.00
1200w x 0280h	MONO-T4-1228	274.00
1400w x 0280h	MONO-T4-1428	281.00
1600w x 0280h	MONO-T4-1628	309.00
1800w x 0280h	MONO-T4-1828	340.00
0985w x 0280h	MONO-T4-1028R	222.00
1185w x 0280h	MONO-T4-1228R	274.00
(FOR USE ON 120 degree LAYOUTS)		
<b>380mm HIGH</b>	<b>(240h BLADE)</b>	
0800w x 0380h	MONO-T4-0838	207.00
1000w x 0380h	MONO-T4-1038	242.00
1200w x 0380h	MONO-T4-1238	293.00
1400w x 0380h	MONO-T4-1438	325.00
1600w x 0380h	MONO-T4-1638	349.00
1800w x 0380h	MONO-T4-1838	385.00
0985w x 0380h	MONO-T4-1038R	242.00
1185w x 0380h	MONO-T4-1238R	293.00
(FOR USE ON 120 degree LAYOUTS)		
SPECIALS		P.O.A

## Mono-flex Screen Linking



Size/Description	Code	£
120deg x 0165h	LINK-120D-0165	21.00

## Solo Screen



Constructed from 5mm frosted perspex panels, SOLO's clean, crisp design has been consciously conceived to reflect the latest trends in office furniture. The use of perspex panels and cleverly engineered bracketry, ensures that SOLO screens will integrate seamlessly with a wide range of desk types, and especially those based on underframes manufactured by Rack Systems.

The SOLO product family consists of SOLO-straight, SOLO-wave and SOLO-arc, and all are available in a choice of distinct frosted perspex colours. Thoughtful design, clever engineering, beautiful build quality and competitive prices ensure that SOLO screens can be confidently specified for use within the full hierarchy of office interiors.

SOLO screens use 5mm perspex with beautifully flame polished edges for a high quality finish, and are available in a variety of coloured frosted options.

- 5mm screen thickness
- Perspex construction
- Easy fit bracket options
- Contemporary range of colours available
- Crisp, clean design

## Solo-straight Type 1



Size	Code	£
<b>280mm HIGH</b>		
0700w x 0280h	SOLO-T1-0728	116.00
0900w x 0280h	SOLO-T1-0928	130.00
1100w x 0280h	SOLO-T1-1128	158.00
1300w x 0280h	SOLO-T1-1328	165.00
1500w x 0280h	SOLO-T1-1528	190.00
1700w x 0280h	SOLO-T1-1728	202.00
<b>380mm HIGH</b>		
0700w x 0380h	SOLO-T1-0738	138.00
0900w x 0380h	SOLO-T1-0938	158.00
1100w x 0380h	SOLO-T1-1138	188.00
1300w x 0380h	SOLO-T1-1338	202.00
1500w x 0380h	SOLO-T1-1538	231.00
1700w x 0380h	SOLO-T1-1738	252.00

## Solo-wave Type 2



Size	Code	£
<b>380mm HIGH</b>		
0700w x 0380h	SOLO-T2-0738	138.00
0900w x 0380h	SOLO-T2-0938	158.00
1100w x 0380h	SOLO-T2-1138	188.00
1300w x 0380h	SOLO-T2-1338	202.00
1500w x 0380h	SOLO-T2-1538	231.00
1700w x 0380h	SOLO-T2-1738	252.00

## Solo-arc Type 3



Size	Code	£
<b>380mm HIGH</b>		
0700w x 0380h	SOLO-T3-0738	138.00
0900w x 0380h	SOLO-T3-0938	158.00
1100w x 0380h	SOLO-T3-1138	188.00
1300w x 0380h	SOLO-T3-1338	202.00
1500w x 0380h	SOLO-T3-1538	231.00
1700w x 0380h	SOLO-T3-1738	252.00

## SOLO Brackets



SBKT-65 - Desk Bracket



SBKT-66 - Bench Bracket

### All prices are EX-WORKS

Size	Product Code	£
SOLO Desk Bracket	<b>SBKT-65</b>	£20
SOLO Bench Bracket	<b>SBKT-66</b>	£19

### Features

- The desk bracket allows fitment of SOLO screens onto most 25mm desktops subject to clearance
- The bench bracket, when used in combination with other components, allows SOLO to be fitted to the spine of bench desking products

## Zone Screen




Framed on 3 sides using lightly proportioned bespoke aluminium extrusions, ZONE's clean, crisp, angular design has been consciously conceived to reflect the latest trends in office furniture. The use of intelligently designed aluminium extrusions ensures that ZONE screens will integrate with the TRIO and HALO ranges of deskup screens, which in turn integrate seamlessly with many desk frames, especially those based on underframes manufactured by Me2's parent company Rack Systems.

The ZONE product family includes plain fabric screens with two top rail options, a triple toolbar option, wave and arc top versions, and part or fully glazed configurations. Thoughtful design, clever engineering, beautiful build quality and competitive prices ensure that ZONE screens can be confidently specified for use within the full hierarchy of office interiors.

T1 and T2 screens in the ZONE range are framed with robust aluminium extruded profiles on 3 sides, powder coated to match the desk frames and cleverly designed to include multiple features for linking and accessorizing. T1 screens have an integral hanging facility within the top rail, and the addition of the triple toolbar on T2 enables flat screen monitor arms to be mounted. Screens include a linking strip as standard, which doubles as an end of run trim, and linking posts are available to link screens together at 90 and 120 degrees, as well as a trim mounted stabilising foot if required. T5 & T6 screens have a PVC top rail. ZONE screens are pinnable as standard.

- 30mm screen thickness
- Aluminium frame on 3 sides - T1 and T2
- Integral hanging facility - T1 and T2
- PVC top rail on T5 & T6
- T2 Toolbar option
- T3 Part Glazed version
- T5 Wave top version
- T6 Arc top version
- T8 Fully Glazed version
- Huge range of colours available
- Crisp, clean design

## Zone Type 1 Aluminum Toprail Screen

	Size	Code	Band A £	Band B £
	<b>1071h</b>			
	0800w x 1071h	ZONE-T1-0810	371.00	412.00
	1000w x 1071h	ZONE-T1-1010	422.00	481.00
	1200w x 1071h	ZONE-T1-1210	422.00	481.00
	1400w x 1071h	ZONE-T1-1410	455.00	516.00
	1600w x 1071h	ZONE-T1-1610	455.00	516.00
	1800w x 1071h	ZONE-T1-1810	497.00	577.00
	<b>1200h</b>			
	0800w x 1200h	ZONE-T1-0812	371.00	412.00
	1000w x 1200h	ZONE-T1-1012	422.00	481.00
	1200w x 1200h	ZONE-T1-1212	422.00	481.00
	1400w x 1200h	ZONE-T1-1412	455.00	516.00
	1600w x 1200h	ZONE-T1-1612	455.00	516.00
	1800w x 1200h	ZONE-T1-1812	497.00	577.00
	<b>1500h</b>			
	0800w x 1500h	ZONE-T1-0815	389.00	429.00
	1000w x 1500h	ZONE-T1-1015	447.00	505.00
	1200w x 1500h	ZONE-T1-1215	447.00	505.00
	1400w x 1500h	ZONE-T1-1415	457.00	517.00
	1600w x 1500h	ZONE-T1-1615	457.00	517.00
	1800w x 1500h	ZONE-T1-1815	499.00	579.00
	<b>1800h</b>			
	0800w x 1800h	ZONE-T1-0818	455.00	535.00
	1000w x 1800h	ZONE-T1-1018	455.00	559.00
1200w x 1800h	ZONE-T1-1218	455.00	559.00	
1400w x 1800h	ZONE-T1-1418	490.00	569.00	
1600w x 1800h	ZONE-T1-1618	490.00	569.00	

## Zone Type 2 Aluminum Toolbar Screen

	Size	Code	Band A £	Band B £	
	0800w x 1071h	ZONE-T2-0810	387.00	427.00	
	1000w x 1071h	ZONE-T2-1010	445.00	503.00	
	1200w x 1071h	ZONE-T2-1210	445.00	503.00	
	1400w x 1071h	ZONE-T2-1410	483.00	545.00	
	1600w x 1071h	ZONE-T2-1610	483.00	545.00	
	1800w x 1071h	ZONE-T2-1810	541.00	621.00	



## Zone Type 3 Part Glazed Screen

		Size	Code	Band A £	Band B £
<b>1071h</b>		0800w x 1071h	ZONE-T3-0810	453.00	473.00
<b>1200h</b>		1000w x 1071h	ZONE-T3-1010	495.00	535.00
		1200w x 1071h	ZONE-T3-1210	518.00	557.00
		1400w x 1071h	ZONE-T3-1410	555.00	594.00
		1600w x 1071h	ZONE-T3-1610	563.00	602.00
		1800w x 1071h	ZONE-T3-1810	614.00	652.00
<b>1500h</b>		0800w x 1500h	ZONE-T3-0815	490.00	530.00
		1000w x 1500h	ZONE-T3-1015	561.00	621.00
		1200w x 1500h	ZONE-T3-1215	581.00	641.00
		1400w x 1500h	ZONE-T3-1415	605.00	665.00
		1600w x 1500h	ZONE-T3-1615	623.00	682.00
		1800w x 1500h	ZONE-T3-1815	682.00	762.00
<b>1800h</b>		0800w x 1800h	ZONE-T3-0818	501.00	540.00
		1000w x 1800h	ZONE-T3-1018	572.00	631.00
		1200w x 1800h	ZONE-T3-1218	594.00	653.00
		1400w x 1800h	ZONE-T3-1418	605.00	666.00
		1600w x 1800h	ZONE-T3-1618	660.00	740.00
		1800w x 1800h	ZONE-T3-1818	687.00	766.00

## Zone Type 5 Wave PVC Top Screen

		Size	Code	Band A £	Band B £
<b>1071-1200h</b>		0800w x 1071-1200h	ZONE-T5-0812	394.00	433.00
		1000w x 1071-1200h	ZONE-T5-1012	451.00	511.00
		1200w x 1071-1200h	ZONE-T5-1212	453.00	515.00
		1400w x 1071-1200h	ZONE-T5-1412	473.00	533.00
		1600w x 1071-1200h	ZONE-T5-1612	473.00	533.00
		1800w x 1071-1200h	ZONE-T5-1812	511.00	589.00
<b>1200-1500h</b>		0800w x 1200-1500h	ZONE-T5-0815	405.00	445.00
		1000w x 1200-1500h	ZONE-T5-1015	461.00	521.00
		1200w x 1200-1500h	ZONE-T5-1215	467.00	524.00
		1400w x 1200-1500h	ZONE-T5-1415	490.00	548.00
		1600w x 1200-1500h	ZONE-T5-1615	490.00	548.00
		1800w x 1200-1500h	ZONE-T5-1815	527.00	607.00
<b>1500-1800h</b>		0800w x 1500-1800h	ZONE-T5-0818	483.00	563.00
		1000w x 1500-1800h	ZONE-T5-1018	511.00	587.00
		1200w x 1500-1800h	ZONE-T5-1218	516.00	594.00
		1400w x 1500-1800h	ZONE-T5-1418	524.00	607.00
		1600w x 1500-1800h	ZONE-T5-1618	524.00	607.00

## Zone Type 6 Arc PVC Top Screen

	Size	Code	Band A £	Band B £
<p>1071-1200h      1200-1500h</p> <p>1071      1200      1500</p> <p>1500-1800h</p>	<b>1071-1200h</b>			
	0800w x 1071-1200h	ZONE-T6-0812	394.00	433.00
	1000w x 1071-1200h	ZONE-T6-1012	451.00	511.00
	1200w x 1071-1200h	ZONE-T6-1212	453.00	515.00
	1400w x 1071-1200h	ZONE-T6-1412	473.00	533.00
	1600w x 1071-1200h	ZONE-T6-1612	473.00	533.00
	1800w x 1071-1200h	ZONE-T6-1812	511.00	589.00
	<b>1200-1500h</b>			
	0800w x 1200-1500h	ZONE-T6-0815	405.00	445.00
	1000w x 1200-1500h	ZONE-T6-1015	461.00	521.00
	1200w x 1200-1500h	ZONE-T6-1515	467.00	524.00
	1400w x 1200-1500h	ZONE-T6-1415	490.00	548.00
	1600w x 1200-1500h	ZONE-T6-1615	490.00	548.00
	1800w x 1200-1500h	ZONE-T6-1815	527.00	607.00
	<b>1500-1800h</b>			
	0800w x 1500-1800h	ZONE-T6-0818	483.00	563.00
	1000w x 1500-1800h	ZONE-T6-1018	511.00	587.00
	1200w x 1500-1800h	ZONE-T6-1818	516.00	594.00
1400w x 1500-1800h	ZONE-T6-1418	524.00	607.00	
1600w x 1500-1800h	ZONE-T6-1618	524.00	607.00	

## Zone Type 8 Fully Glazed Screen

	Size	Code	£
<p>1071h      1200h</p> <p>1071      1200</p> <p>740</p> <p>1500h</p> <p>1500</p> <p>740</p>	<b>1071h</b>		
	0800w x 1071h	ZONE-T8-0810	515.00
	1000w x 1071h	ZONE-T8-1010	551.00
	1200w x 1071h	ZONE-T8-1210	611.00
	1400w x 1071h	ZONE-T8-1410	645.00
	1600w x 1071h	ZONE-T8-1610	722.00
	1800w x 1071h	ZONE-T8-1810	784.00
	<b>1200h</b>		
	0800w x 1200h	ZONE-T8-0812	535.00
	1000w x 1200h	ZONE-T8-1012	579.00
	1200w x 1200h	ZONE-T8-1212	660.00
	1400w x 1200h	ZONE-T8-1412	692.00
	1600w x 1200h	ZONE-T8-1612	786.00
	1800w x 1200h	ZONE-T8-1812	838.00
	<b>1500h</b>		
	0800w x 1500h	ZONE-T8-0815	609.00
	1000w x 1500h	ZONE-T8-1015	638.00
	1200w x 1500h	ZONE-T8-1215	798.00
	1400w x 1500h	ZONE-T8-1415	830.00
	1600w x 1500h	ZONE-T8-1615	886.00
	1800w x 1500h	ZONE-T8-1815	938.00

## Skoot Screen




Framed on 4 sides using lightly proportioned bespoke aluminium extrusions, SKOOT's clean, crisp, angular design has been consciously conceived to reflect the latest trends in office furniture. The use of intelligently designed aluminium extrusions ensures that SKOOT screens will integrate with the TRIO and HALO ranges of deskup screens, which in turn integrate seamlessly with many desk frames, especially those based on underframes manufactured by Me2's parent company Rack Systems.

The SKOOT product family includes plain fabric screens with two top rail options, and part or fully glazed configurations which allow the specification of a drywipe panel section if required. Thoughtful design, clever engineering, beautiful build quality and competitive prices ensure that SKOOT screens can be confidently specified for use within the full hierarchy of office interiors. T1 and T2 screens in the SKOOT range are framed with robust aluminium extruded profiles on 4 sides, powder coated to match the desk frames and cleverly designed to include multiple features for accessorising. T1 screens have an integral hanging facility within the top rail, and the addition of the triple toolbar on T2 enables many accessories to be mounted. Screens include a pair of mobile feet, allowing them to be moved around freely, or set up in layouts to provide temporary privacy if required.


SKOOT screens are pinnable as standard, where upholstered panels are specified.

- 30mm screen thickness
- Aluminium frame on 4 sides
- Integral hanging facility - all types
- T1 Single Toolrail option
- T2 Toolbar option
- T3 Part Glazed version
- T4 Fully Glazed version
- 2 Mobile feet included as standard
- Huge range of colours available
- Crisp, clean design


## Skoot Type 1 Single Toolrail Screen

	Size	Code	Band A £	Band B £	Band C £	Band D £
	1500h (inc. feet)	0800w x 1500h 1000w x 1500h	SKOOT-T1-0815 SKOOT-T1-1015	607.00 693.00	667.00 784.00	737.00 890.00
1800h (inc. feet)	0800w x 1800h 1000w x 1800h	SKOOT-T1-0818 SKOOT-T1-1018	607.00 746.00	667.00 866.00	737.00 1008.00	790.00 1117.00
Note: 2 Mobile Feet included						

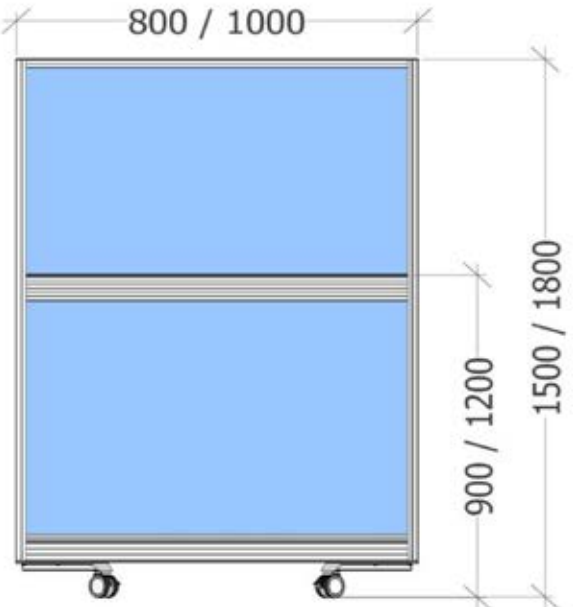
## Skoot Type 2 Triple Toolrail Screen

	Size	Code	Band A £	Band B £	Band C £	Band D £
	1500h (inc. feet)	0800w x 1500h 1000w x 1500h	SKOOT-T2-0815 SKOOT-T2-1015	622.00 715.00	680.00 805.00	751.00 912.00
1800h (inc. feet)	0800w x 1800h 1000w x 1800h	SKOOT-T2-0818 SKOOT-T2-1018	623.00 768.00	682.00 888.00	752.00 1030.00	808.00 1139.00
Note: 2 Mobile Feet included						

### Skoot Type 3 Half Glazed Screen

	Size	Code	Band A £	Band B £	Band C £	Band D £
	<b>1500h (inc. feet)</b> 0800w x 1500h 1000w x 1500h	SKOOT-T3-0815 SKOOT-T3-1015	673.00 724.00	703.00 754.00	740.00 789.00	766.00 816.00
<b>1800h (inc. feet)</b> 0800w x 1800h 1000w x 1800h	SKOOT-T3-0818 SKOOT-T3-1018	726.00 829.00	787.00 918.00	856.00 1026.00	912.00 1107.00	
Note: 2 Mobile Feet included						

### Skoot Type 4 Fully Glazed Screen

	Size	Code	£
	<b>1500h (inc. feet)</b> 0800w x 1500h 1000w x 1500h	SKOOT-T4-0815 SKOOT-T4-1015	751.00 779.00
<b>1800h (inc. feet)</b> 0800w x 1800h 1000w x 1800h	SKOOT-T4-0818 SKOOT-T4-1018	795.00 826.00	
Note: 2 Mobile Feet included			

## Options &amp; Accessories

## Loop - Accessory Rail

Size	Code	£
0800w (600mm)	LOOP-ACR-08	29.00
1000w (800mm)	LOOP-ACR-10	32.00
1200w (1000mm)	LOOP-ACR-12	34.00
1400w (1200mm)	LOOP-ACR-14	36.00
1600w (1400mm)	LOOP-ACR-16	46.00
1800w (1600mm)	LOOP-ACR-18	48.00

## General Screen Linking




Size/Description	Code	£
90deg x 0280h	LINK-POST-0280	21.00
90deg x 0380h	LINK-POST-0380	23.00
120deg x 0280h	LINK-120D-0280	21.00
120deg x 0380h	LINK-120D-0380	23.00

## Screen Hung Accessories



Description	Code	£
A4 Letter Tray	SA-A4LT	27.00
A3 Letter Tray	SA-A3LT	33.00
A4 Letter Tray Stacking Panel	SA-LTSP-A4	39.00
A4 Whiteboard	SA-A4WB	36.00
A3 Whiteboard	SA-A3WB	42.00
Pencil pot	SA-PEPT	21.00
Phone Holder	SA-PHLD	20.00
Name Holder	SA-NHLD	19.00
Trinket Pot	SA-TRPT	20.00
Whiteboard Pen Tray	SA-WBPT	17.00

## Zone Free Standing Screen Linking

Size	Product Code	£
90deg x 1071h	<b>LINK-POST-1071</b>	£57.00
90deg x 1200h	<b>LINK-POST-1200</b>	£57.00
90deg x 1500h	<b>LINK-POST-1500</b>	£67.00
90deg x 1800h	<b>LINK-POST-1800</b>	£69.00
<hr/>		
120deg x 1071h	<b>LINK-120D-1071</b>	£51.00
120deg x 1200h	<b>LINK-120D-1200</b>	£51.00
120deg x 1500h	<b>LINK-120D-1500</b>	£60.00
120deg x 1800h	<b>LINK-120D-1800</b>	£60.00
<hr/>		
Flat Delta Foot	<b>SBKT-91</b>	£40.00
Flat T Foot	<b>SBKT-92</b>	£46.00



## Solo brackets

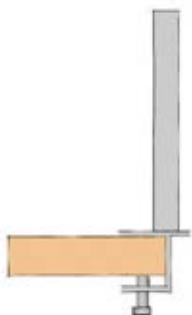

	Description	Code	£
	SOLO Desk Bracket	SBKT-65	20.00
	SOLO Bench Bracket	SBKT-66	19.00

desk bracket

bench bracket

## Standard Desk Brackets

### Rectangular Single Desk Brackets



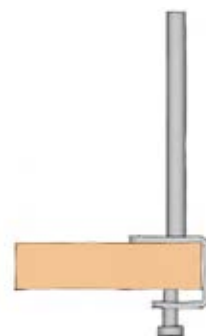

#### SBKT-01

This bracket sits half on, half off the desktop, sharing the screen thickness between desks

Code: SBKT-01

Jaw Size: 17-32mm

**£20.00**



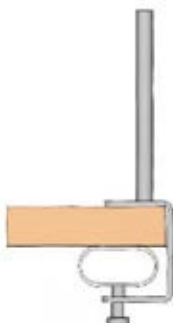
#### SBKT-20

This bracket sits fully on board the desktop.

Code: SBKT-20

Jaw Size: 17-32mm

**£18.00**



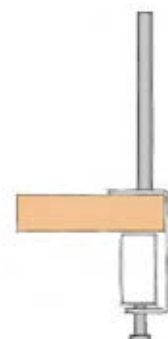
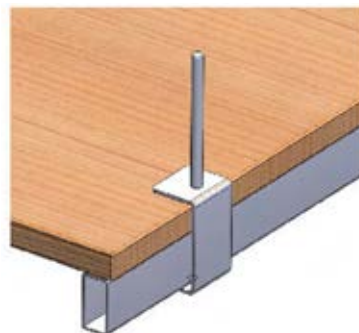
#### SBKT-21

This bracket sits fully on board the desktop.

Code: SBKT-21

Jaw Size: 42-57mm

**£18.00**



#### SBKT-23

This bracket sits fully on board the desktop.

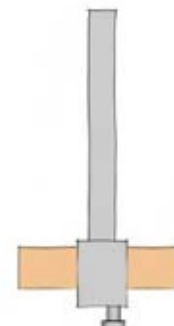

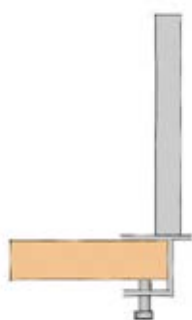

Code: SBKT-23

Jaw Size: 62-77mm

**£18.00**



## Rectangular Cluster Brackets



### SBKT-01

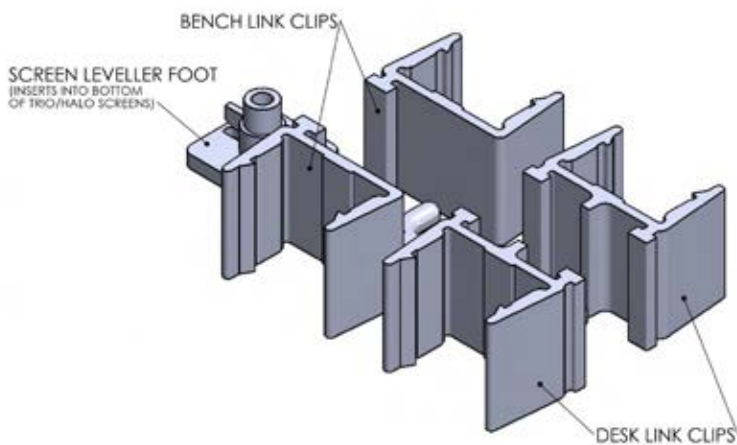
This bracket sits half on, half off the desktop, sharing the screen thickness between desks

Code: SBKT-01  
Jaw Size: 17-32mm  
**£20.00**

### SBKT-50

For use with trio & halo screens, the spigot on this bracket slots up the screen end trim on fixed top return screens, and wraps around the front edge of the desktop

Code: SBKT-50  
Jaw Size: 17-32mm  
**£19.00**

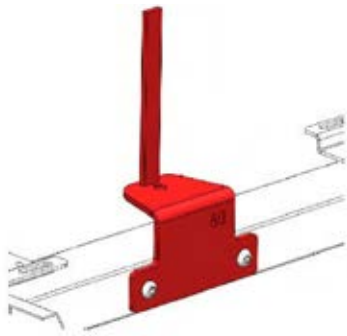


### SA-LINK-KIT

Code: SA-LINK-KIT  
**£19.00**

## B8 Bench Brackets

### End Leg Brackets



#### SBKT-100

For use on B8 bench, this bracket is secured to the inside of the end leg, and has a trim spigot for extra strength.

Code: SBKT-100

**£22.00**



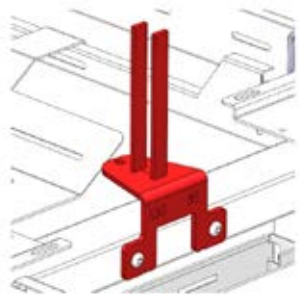
#### SBKT-110

For use on B63 or B64 bench, this bracket is secured to the inside of the end leg, and has a trim spigot for extra strength.

Code: SBKT-110

**£21.00**

### Inter Leg Brackets



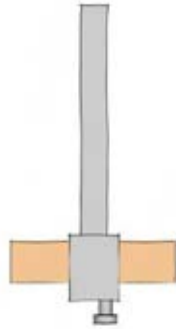

#### SBKT-101

For use on B8, B55, B63 or B64 bench, this bracket is secured to the inside of the inter leg, and has trim spigots for extra strength.

Code: SBKT-101

**£27.00**

## Return Screen Front Bracket



### SBKT-50

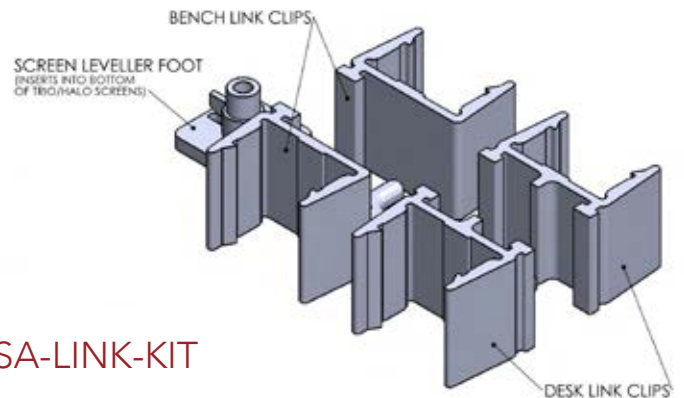
For use with trio & halo screens, the spigot on this bracket slots up the screen end trim on fixed top return screens, and wraps around the front edge of the desktop

Code: SBKT-50

Jaw Size: 17-32mm

**£19.00**

## Return Screen Link Kit

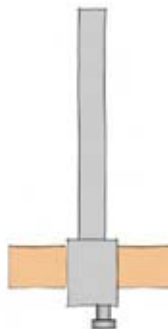
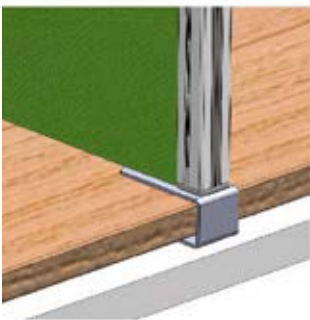


### SA-LINK-KIT

Code: SA-LINK-KIT

**£19.00**

## Radial Return Front Bracket



### SBKT-51

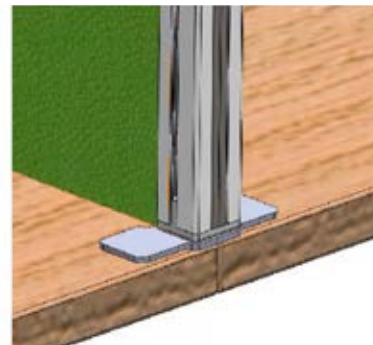
For use with trio & halo screens, the spigot on this bracket slots up the screen end trim on fixed top return screens, and wraps around the front edge of the desktop. The extended jaw passes over the leg frame.

Code: SBKT-51

Jaw Size: 17-32mm

**£20.00**

## Return Screen Foot




### SBKT-53

For use with trio & halo screens, the spigot on this foot slots up the screen end trim and simply rests on the desktop surface

Code: SBKT-53

**£15.00**

## Solo Screen Covid 19 Range




Solo Covid-19 screens have been developed to offer an increased level of protection to office based employees in the wake of the Covid-19 crisis.

Consisting of extra high spine and return screens, plus a range of frameless 'Toppers', the Covid-19 range can be quickly and easily secured to all of Rack's existing screen products (Halo, Trio, Loop, Echo, Cosy & Aero), and subsequently removed without damaging either the screen or desktop to which they have been secured.

Solo Covid-19 screens are manufactured either from 5 & 8mm clear acrylic sheet, 5 & 10mm White Foamed PVC sheet, or 5 & 10mm Clear Twin Wall Polycarbonate.

## Solo Screens Covid 19 Range - ACRYLIC Order Codes

### Spine Screens - 5mm Clear Acrylic



width	height	code	price £
790mm	740mm	SOLO-T1-0874	190.00
990mm	740mm	SOLO-T1-1074	191.00
1190mm	740mm	SOLO-T1-1274	241.00
1390mm	740mm	SOLO-T1-1474	331.00
1490mm	740mm	SOLO-T1-1574	332.00
1590mm	740mm	SOLO-T1-1674	334.00
1790mm	740mm	SOLO-T1-1874	337.00
1990mm	740mm	SOLO-T1-2074	342.00

NB: Spine Screen Brackets add 10mm to overall height of screen (i.e. finished height 750mm)

### Screen Toppers - 5mm Clear Acrylic



width	height	code	price £
795mm	398mm	SOLO-COV-0804-FTOP	130.00
995mm	398mm	SOLO-COV-1004-FTOP	131.00
1195mm	398mm	SOLO-COV-1204-FTOP	154.00
1395mm	398mm	SOLO-COV-1404-FTOP	165.00
1495mm	398mm	SOLO-COV-1504-FTOP	197.00
1595mm	398mm	SOLO-COV-1604-FTOP	198.00
1795mm	398mm	SOLO-COV-1804-FTOP	219.00
1995mm	398mm	SOLO-COV-2004-FTOP	228.00

### Return Screen - 5 & 8mm Clear Acrylic



thickness	width	height	code	price £
5mm	800mm	750mm	SOLO-COV-0875-5R	196.00
8mm	800mm	750mm	SOLO-COV-0875-8R	279.00
NB: Return Screen for fitment on 565-600mm depth desktop ONLY				
5mm	900mm	750mm	SOLO-COV-0975-5R	197.00
8mm	900mm	750mm	SOLO-COV-0975-8R	280.00
NB: Return Screen for fitment on 665-700mm depth desktop ONLY				
5mm	1000mm	750mm	SOLO-COV-1075-5R	197.00
8mm	1000mm	750mm	SOLO-COV-1075-8R	282.00

NB: Return Screen for fitment on 765-800mm depth desktop ONLY

note: All Covid 19 Solo Return Screens extend 200mm beyond worksurface, offering greater protection between colleagues working adjacent. Sizing is Specific to worksurface depth and will NOT fit depths other than specified.

## Solo Screens Covid 19 Brackets - Order Codes

### Return Screen Brackets - For 5mm & 8mm Acrylic & 10mm PVC & TWP Screens



SOLO RTN CLAMP BRACKET LH

SBKT-COV-FBKT-LH

ea

£33.00

**NB: Clamp Bracket can be fitted front or rear of worksurface providing there is sufficient access  
25mm Desktop Thickness Only**



SOLO RTN CLAMP BRACKET RH

SBKT-COV-FBKT-RH

ea

£33.00

**NB: Clamp Bracket can be fitted front or rear of worksurface providing there is sufficient access  
25mm Desktop Thickness Only**



SOLO RTN SURFACE MOUNT BRACKET

SBKT-COV-RBKT

ea

£28.00

**NB: Surface Mount Bracket includes Double Sided Tape and Woodscrews to allow for  
desktop mounting where clamp brackets cannot be used**

### Offset Return Screen Brackets - For 5mm & 8mm Acrylic & 10mm PVC & TWP Screens



SOLO RTN CLAMP BRACKET - 50mm OFFSET - LH

SBKT-COV-FBKT-50LH

ea

£33.00

**NB: Clamp Bracket can be fitted front or rear of worksurface providing there is sufficient access  
25mm Desktop Thickness Only**



SOLO RTN CLAMP BRACKET - 50mm OFFSET - RH

SBKT-COV-FBKT-50RH

ea

£33.00



**NB: Clamp Bracket can be fitted front or rear of worksurface providing there is sufficient access  
25mm Desktop Thickness Only**

Offset Return Brackets are to accommodate desks where the front or rear Leg clashes with  
standard return screen clamp - See Drawing



**note: Covid 19 Solo Clamp Return screen brackets & Solo Desk Bracket will fit 25mm desktop  
thickness ONLY**

## Solo Screens Covid 19 Brackets - Order Codes



### Acrylic - Spine Screen Brackets - 5mm

		code		price £
	SOLO DESK BRACKET NB: 5mm Screens ONLY	SBKT-65	ea	20.00
	SOLO BENCH BRACKET NB: 5mm Screens ONLY	SBKT-66	ea	19.00

### Foam PVC and TWP - Spine Screen Brackets - 10mm


	SOLO DESK BRACKET NB: 10mm Screens ONLY	SBKT-63TW	ea	22.00
	SOLO BENCH BRACKET NB: 10mm Screens ONLY	SBKT-67TW	ea	21.00

### Accessories


	SOLO FLAT MOUNTING PLATE	SBKT-16	ea	11.00
	SOLO 4 WAY JUNCTION BRACKET NB: 5mm Screens ONLY	SBKT-COV-4JCT-5	ea	16.00

## Solo Screens Covid 19 Range - ACRYLIC Order Codes

### Free Standing Spine Screens - 5mm Clear Acrylic




width	height	code	price £
590mm	750mm	SOLO-COV-TBL-0675	156.00
690mm	750mm	SOLO-COV-TBL-0775	190.00
790mm	750mm	SOLO-COV-TBL-0875	190.00
990mm	750mm	SOLO-COV-TBL-1075	191.00
1190mm	750mm	SOLO-COV-TBL-1275	241.00
1390mm	750mm	SOLO-COV-TBL-1475	332.00
1490mm	750mm	SOLO-COV-TBL-1575	334.00
1590mm	750mm	SOLO-COV-TBL-1675	336.00



width	height	code	price £
1790mm	750mm	SOLO-COV-TBL-1875	337.00
1990mm	750mm	SOLO-COV-TBL-2075	342.00

### Covid 19 Free Standing Screen Bracket







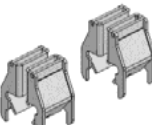

	code	price £
Bracket sold as singles - 2 or 3 required per screen		
Free Standing Bracket	SBKT-COV-TBL-BKT	33.00

Please Note - Brackets are sold individually and depending which screen is ordered you will require either 2 or 3 brackets per screen



## Solo Screens Covid 19 Brackets - Order Codes

### Spine Screen Topper Brackets - Acrylic & Foam PVC Screens

		code		price £
	<p>LOOP / ECHO TOPPER BRACKET</p> <p>NB: 5mm Screen Topper ONLY</p>	SBKT-COV-LOOP-TOP	pair	34.00
	<p>AERO TOPPER BRACKET</p> <p>NB: 5mm Screen Topper ONLY</p>	SBKT-COV-AERO-TOP	pair	33.00
	<p>COSY TOPPER BRACKET</p> <p>NB: 5mm Screen Topper ONLY</p>	SBKT-COV-COSY-TOP	pair	35.00
	<p>UNIVERSAL TOPPER BRACKET</p> <p>Accommodates existing Screen Thickness 18mm-30mm</p> <p>NB: 5mm Screen Topper ONLY</p>	SBKT-COV-UNI-TOP	pair	42.00
	<p>TRIO/HALO TOPPER BRACKET</p> <p>NB: 5mm Screens ONLY</p>	SBKT-62	pair	42.00
	<p>40mm TOPPER BRACKET</p> <p>Accommodates existing Screen Thickness 40mm Only</p> <p>NB: 5mm Screens ONLY</p>	SBKT-COV-40MM-TOP	pair	35.00

## Solo Screens Covid 19 Brackets - Order Codes

### Spine Screen Topper Brackets - Twin Wall Polycarbonate Screens



LOOP / ECHO **TWP** TOPPER BRACKET  
NB: 10mm Screen Topper ONLY

code

SBKT-COV-LOOP-TWPT **pair**

price £

34.00



AERO **TWP** TOPPER BRACKET  
NB: 10mm Screen Topper ONLY

SBKT-COV-AERO-TWPT **pair**

33.00



COSY **TWP** TOPPER BRACKET  
NB: 10mm Screen Topper ONLY

SBKT-COV-COSY-TWPT **pair**

35.00



UNIVERSAL **TWP** TOPPER BRACKET  
For use on TRIO & HALO Screens  
Accommodates existing Screen Thickness 18mm-30mm  
NB: 10mm Screen Topper ONLY

SBKT-COV-UNI-TWPT **pair**

42.00

## Sollis Workstation

### How to order workstations

When ordering a workstation, first decide upon the occupancy requirements. **sollis** workstations are available as 1 to 8 person configurations. The pricelist is laid out by Model, within that you will find configuration options with a choice of desktop sizes and occupancy. (Please note: Desktops are not included).

We've made the workstation panel sets easy to order by using one simple code; Firstly choose a Model, then a configuration then add the suffix codes for

- Feet option (either **OA** for Oak or **ST** for Steel *black only*) *this contains the fittings & desktop kits, desktop brackets & link posts where applicable.*
- Fabric band (**Y, C** or **D**). *Don't forget to state Fabric 1 & 2 where applicable.*

The illustration below shows the options you have when choosing feet (Oak or Steel) then fabrics (either Mono-tone or Two-tone) and which side of the panel the fabric is applied.





The **sollis** workstation range has evolved into separate model families. Each model has a letter assigned to it ranging from A to M.

# sollis



## Fabric bands

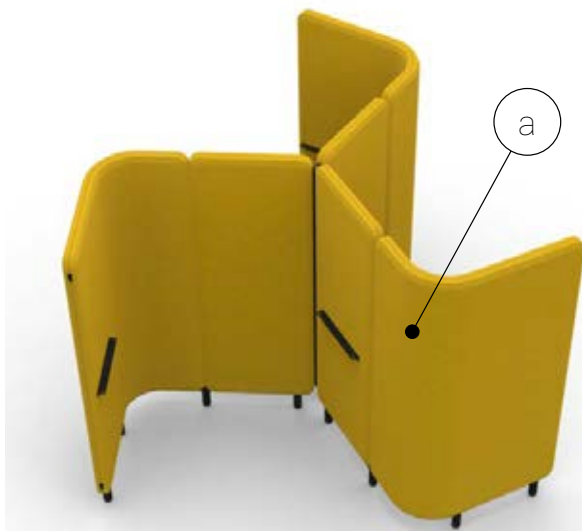
Fabric bands are listed as bands Y, C and D. Band Y represents Rack's standard range of stocked, foam backed Camira Blazer Lite fabrics, allowing the price of this band to be more cost effective.

## How to specify fabrics

All **sollis** workstation models are offered in mono-tone as standard with only A, D, E, F, G, H, i, K & L having the option of being specified as two-tone. All models have the option of Oak or Steel feet (*black only*).

### Mono-tone

All panels are upholstered in the same fabric, chosen from a range & band. Panel fabric is specified as 'Fabric 1'



Panel Key:  
a = Panel Fabric 1

### Two-tone

All panels are upholstered in two different fabrics chosen from the same range & band. Panel fabric is specified as 'Fabric 1' and 'Fabric 2'.



Panel Key:  
a = Panel Fabric 1  
b = Panel Fabric 2

This information is critical to ensure products are upholstered in the correct combination of fabrics.

Fabrics featured on the workstation must be from the same fabric range & fabric band.

When ordering please ensure fabric choices are clearly detailed as per the example below.

#### Mono-tone

Panel Fabric 1 = Fabric '?' from Band Y

#### Two-tone

Panel Fabric 1 = Fabric '?' from Band D

Panel Fabric 2 = Fabric '?' from Band D

All components supplied for the **sollis** range will be delivered as packaged components, not as single assembled entities. Assembly is simple and straight forward, with assembly instructions supplied with each order.

## Please note:

**\*\*Desktops are not supplied.\*\***

**\*\*Metalwork is coated in RAL9017 black only.\*\***



# Focus Screens





Focus Screens has established itself as the standard for entry level office screening. The range offers a stylish but economic solution in a wide spectrum of colours.

### Specification

- Constructed from 25mm solid core with heavy duty metal brackets / legs for desk mounted / free standing screens.
- Fire retardant 4mm foam and screen fabric are securely stapled to both panel faces.
- Screen trimmed with silver decorative edging.

### Fabric Pricing Key

Fabric - A	Camira Cara
Fabric - B	Camira Lucia



### Curve Desk Mounted Screen

Code	Size (mm)	Fabric - A Retail (£)	Fabric - B Retail (£)
BALDMS 4808C	H 480mm x W 780mm	194.00	203.00
BALDMS 4810C	H 480mm x W 1000mm	199.00	208.00
BALDMS 4812C	H 480mm x W 1180mm	203.00	212.00
BALDMS 4814C	H 480mm x W 1400mm	225.00	235.00
BALDMS 4816C	H 480mm x W 1600mm	230.00	240.00
BALDMS 4818C	H 480mm x W 1800mm	238.00	248.00



### Wave Desk Mounted Screen

Code	Size (mm)	Fabric - A Retail (£)	Fabric - B Retail (£)
BALDMS 4808W	H 480/280mm x W 780mm	195.00	204.00
BALDMS 4810W	H 480/280mm x W 1000mm	200.00	209.00
BALDMS 4812W	H 480/280mm x W 1180mm	204.00	214.00
BALDMS 4814W	H 480/280mm x W 1400mm	226.00	236.00
BALDMS 4816W	H 480/280mm x W 1600mm	231.00	241.00
BALDMS 4818W	H 480/280mm x W 1800mm	239.00	249.00



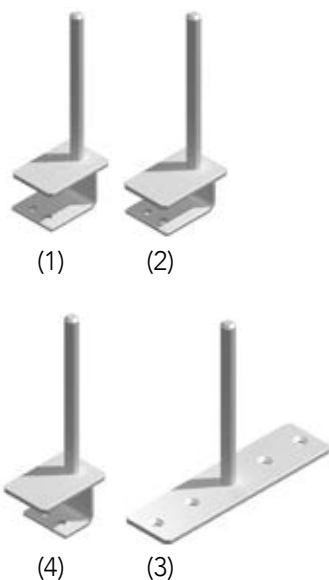
### 480mm Rectangular Desk Mounted Screen

Code	Size (mm)	Fabric - A Retail (£)	Fabric - B Retail (£)
BALDMS 4808	H 480mm x W 780mm	196.00	205.00
BALDMS 4810	H 480mm x W 1000mm	201.00	210.00
BALDMS 4812	H 480mm x W 1180mm	205.00	215.00
BALDMS 4814	H 480mm x W 1400mm	227.00	237.00
BALDMS 4816	H 480mm x W 1600mm	232.00	242.00
BALDMS 4818	H 480mm x W 1800mm	241.00	250.00



### 380mm Rectangular Desk Mounted Screen

Code	Size (mm)	Fabric - A Retail (£)	Fabric - B Retail (£)
BALDMS 3808	H 380mm x W 780mm	187.00	195.00
BALDMS 3810	H 380mm x W 1000mm	191.00	199.00
BALDMS 3812	H 380mm x W 1180mm	195.00	203.00
BALDMS 3814	H 380mm x W 1400mm	216.00	224.00
BALDMS 3816	H 380mm x W 1600mm	220.00	228.00
BALDMS 3818	H 380mm x W 1800mm	233.00	244.00



### Screen Mounting Brackets


Code	Size (mm)	With Screen Retail (£)	Extra Retail (£)
BALDMB1	25mm	Inclusive	39.00
BALDMB2	18mm	Inclusive	39.00
BALDMB4	Short clamp for side of desk	Inclusive	39.00
BALDMB3	Desk top mounted	21.00	53.00

\* Mounting brackets priced in pairs



### 1200mm High, Free Standing Screen

Code	Size (mm)	Fabric - A Retail (£)	Fabric - B Retail (£)
BALFSS 1220	Rect. 1200 x 2000	500.00	537.00
BALFSS 1218	Rect. 1200 x 1800	479.00	513.00
BALFSS 1216	Rect. 1200 x 1600	458.00	489.00
BALFSS 1215	Rect. 1200 x 1500	447.00	476.00
BALFSS 1214	Rect. 1200 x 1400	436.00	463.00
BALFSS 1212	Rect. 1200 x 1180	397.00	421.00
BALFSS 1210	Rect. 1200 x 1000	377.00	397.00
BALFSS 1208	Rect. 1200 x 800	356.00	373.00



### 1500mm High, Free Standing Screen

Code	Size (mm)	Fabric - A Retail (£)	Fabric - B Retail (£)
BALFSS 1518	Rect. 1500 x 1800	505.00	539.00
BALFSS 1516	Rect. 1500 x 1600	481.00	512.00
BALFSS 1515	Rect. 1500 x 1500	470.00	498.00
BALFSS 1514	Rect. 1500 x 1400	457.00	484.00
BALFSS 1512	Rect. 1500 x 1180	416.00	440.00
BALFSS 1510	Rect. 1500 x 1000	393.00	414.00
BALFSS 1508	Rect. 1500 x 800	370.00	387.00



### 1800mm High, Free Standing Screen

Code	Size (mm)	Fabric - A Retail (£)	Fabric - B Retail (£)
BALFSS 1816	Rect. 1800 x 1600	514.00	547.00
BALFSS 1814	Rect. 1800 x 1400	500.00	534.00
BALFSS 1812	Rect. 1800 x 1180	466.00	499.00
BALFSS 1810	Rect. 1800 x 1000	430.00	457.00
BALFSS 1808	Rect. 1800 x 800	414.00	441.00



### Free Standing Foot

Code	
BALFSF	Each screen is supplied with 2 feet as standard


# Ergo Accessories



## Stream Plus

Our Stream plus range has been re-engineered to meet the proportional balance between the cost of monitors and monitor arms. Configurations include single screen through to 4 screen applications.

A cost effective solution; whilst still being aesthetically pleasing to the eye.



**Stream Combo1**  
(CMS1634+CMS1636)

Dual beam arm with manual height adjustment with Slim line C clamp. Standard finish available in silver or white.

**£205.00**



**Stream Combo2**  
(CMS1635+CMS1636)

Universal through desk fixing with dual beam manual height adjustable arm. Standard finish available in silver or white.


**£203.00**



**Stream Combo4**  
(CMS1713+CMS2329)

Dual beam monitor arm with manual height adjustment for tool rail fixing. Standard finish available in silver or white.

**£241.00**



**Stream Combo5**  
(CMS1712+CMS2329)

Single beam monitor arm with manual height adjustment for tool rail fixing. Standard finish available in silver or white.

**£188.00**



### Reach Spring Assisted

Single slimline monitor arm with spring assisted height adjustment. Standard finish available in black, white and silver. Double arm option also available.

**£ on application**



### Harmony On Desk Power Module

USB charging with twin port type A and C USB. 2no. UK 3.15 A plug sockets. Available in black, white or grey. Other configurations available.

**£ on application**



### Reveal In Desk Power Module

Premium boardroom power, data & media module. Soft close lid. 2 x power, 1 x twin port 5A USB charger, 1 x HDMI, 1 x VGA. Available in black, white or grey. 2 sizes available.

**£ on application**



### Affinity In Desk Power Module

2x UK 13A plug sockets, 2 x RJ45 data CAT6, 1x VGA, 1x mini jack. Available in white or grey. Other configurations available.

**£ on application**



### Porthole Qi Wireless Induction Charger

Wireless charging of your device - no cables required. Fits into a standard 80mm grommet hole. Available in black, white or grey.

**£ on application**



### Fixed CPU Holder

CMS1512 Fixed CPU holder with width and height adjustability. Standard finish available in silver or white.

**£131.00**



### CPU Slide Track (only to be used with CMS1512)

CMS1513 Slide-Rotate CPU holder with width and height adjustability. Standard finish available in silver or white.

**£55.00**



### Cable Tidy

CMS1515 Cable tidy. Easy to install 790mm in length. Standard finish available in silver or white.

**£41.00**



# Focus Seating



## Focus Executive Seating

**Model****ICON 1****Description**

High back swivel with gas height adjustment

**Fabric Group**

Black Leather

£479.00

**ICON 2**

Medium back swivel with gas height adjustment

£425.00

**GENERATION SH**

High back swivel &amp; tilt mechanism with gas height adjustment with arms

£425.00

**GENERATION SM**

Medium back swivel &amp; tilt mechanism with gas height adjustment with arms

£376.00

**Model****GENERATION CC****Description**

Chrome cantilever visitor chair

**Fabric Group**

Black Leather

£272.00

**MESH CC**

Chrome cantilever mesh back visitor chair

Fabric £229.00



**Model**

**HEADLINES  
CFHEAH**

**Description**

High back with headrest, synchro mechanism with built in seat slide with arms

**Fabric Group**  
Black Leather

£525.00



**HEADLINES  
CFHEA**

Medium back with fabric seat & back, synchro mechanism with built in seat slide with arms

Fabric £357.00



**HEADLINES  
CFHEAM**

Mesh medium back with fabric seat, synchro mechanism with built in seat slide with arms

Fabric £357.00



**ZEUS**

Mesh back cantilever visitor chair

Fabric £177.00



**Model**

**CFDU-396H**

**Description**

High back swivel & tilt mechanism with gas height adjustment with arms

**Fabric Group**  
Black Leather

£443.00



**CFDU-394C**

Chrome cantilever visitor chair

£252.00



**CK CANTE**

Chrome cantilever visitor chair

£257.00

## Focus Task & Operator Seating

For Focus Task & Operator Seating options please see page 174



Arms not included in cost



Arms not included in cost



Arms not included in cost



Arms not included in cost

Model	BAL 804 HR MESH	BAL 804 MESH	BAL 602 MESH	BAL 502 MESH
<b>Description</b>	Mesh medium back with headrest, synchro mechanism with built in seat slide and gas height adjustment	Mesh medium back, synchro mechanism with built in seat slide and gas height adjustment	Mesh medium back with large seat, 3 lever mechanism, independent seat tilt with gas height adjustment	Mesh small back, 3 lever mechanism, independent seat tilt with gas height adjustment
<b>Fabric Group 1</b>				
Band 0	£473.00	£426.00	£295.00	£280.00
Band 1	£483.00	£441.00	£308.00	£291.00
Band 2	£493.00	£451.00	£313.00	£298.00
Band 3	£494.00	£461.00	£327.00	£310.00
Band 4	£510.00	£473.00	£340.00	£323.00



Model	BAL 602 ROUND	BAL 602 SQUARE	BAL 501	BAL 501X
<b>Description</b>	Large seat and back, 3 lever mechanism, independent seat tilt with gas height adjustment	Large seat and back, 3 lever mechanism, independent seat tilt with gas height adjustment with square back	High back, twin mechanism with gas height adjustment	High back, twin mechanism with gas height adjustment
<b>Fabric Group 1</b>				
Band 0	£289.00	£289.00	£227.00	Stock IGN5 Scuba Blue fabric £198.00
Band 1	£310.00	£310.00	£246.00	
Band 2	£321.00	£321.00	£254.00	
Band 3	£341.00	£341.00	£271.00	
Band 4	£364.00	£364.00	£292.00	



Model	BAL 502	BAL 401	BAL 401 D	BAL 501 D
<b>Description</b>	High back, 3 lever mechanism, independent seat tilt with gas height adjustment	Medium back, swivel with gas height adjustment	Medium back draughtsmans chair, gas height adjustment with chrome foot ring on glides.	High back draughtsmans chair, gas height adjustment with chrome foot ring on glides.
<b>Fabric Group 1</b>				
Band 0	£245.00	£222.00	£275.00	£281.00
Band 1	£264.00	£241.00	£294.00	£300.00
Band 2	£273.00	£250.00	£303.00	£308.00
Band 3	£290.00	£267.00	£320.00	£325.00
Band 4	£311.00	£288.00	£341.00	£346.00



Model	BAL 401 PUD	GALAXY 1	GALAXY 2	GALAXY 4
<b>Description</b>	Polyurethane seat and back draughtsmans chair with chrome footring, on glides.	Beech frame chair with upholstered seat and back	Beech frame arm chair with upholstered seat and back	Beech frame arm chair with upholstered seat and back
<b>Fabric Group 1</b>				
Band 0	Polyurethane £270.00	£271.00	£275.00	£277.00
Band 1	-	£292.00	£296.00	£303.00
Band 2	-	£303.00	£307.00	£314.00
Band 3	-	£322.00	£326.00	£340.00
Band 4	-	£346.00	£350.00	£369.00

# Focus Task & Operator Seating Options



HA



AA



CMS1843



SC



BLSC



LP



FA-CMS1348



BC



BSC

**Options**

- HA - Hoop arms
- AA - Height adjustable arms (standard)
- CMS1843 - Slimline arms with height adjustment, nylon T-shape arm
- FA-CMS1348 - Foldaway arms with height adjustment, PU pad
- LP - Lumbar pump
- SSM - Sliding seat depth

**Cost**

- 31.00
- 57.00
- 61.00
- 95.00
- 28.00
- 42.00

**Options**

- G - Glides
- SC - Soft castors (8203-1-1U)
- BC - Paddle braking hard wheel castors (6303-1)
- BSC - Paddle braking soft castors (6303-1-1U)
- BLSC - Brake loaded soft castors (8903-1-1)
- CS - Castor swop-out
- CB - Chrome base swop-out

**Additional cost per set of 5**

- No cost option
- 18.00
- 17.00
- 31.00
- 28.00
- 8.00
- 10.00

	HA	AA	FA	LP	SSM	G	SC	BC	BSC	BLSC	CS	CB
BAL804HR	●	●	●		●	●	●	●	●	●	●	●
BAL804	●	●	●		●	●	●	●	●	●	●	●
BAL602 MESH	●	●	●		●	●	●	●	●	●	●	●
BAL502 MESH	●	●	●		●	●	●	●	●	●	●	●
BAL602 (Round & Square)	●	●	●	●	●	●	●	●	●	●	●	●
BAL502	●	●	●	●	●	●	●	●	●	●	●	●
BAL501	●	●	●	●	●	●	●	●	●	●	●	●
BAL401	●	●	●	●	●	●	●	●	●	●	●	●
BAL401D	●	●	●			●	●	●	●	●		●
BAL501D	●	●	●			●	●	●	●	●		●
BAL401PUD	●	●	●			●	●	●	●	●		●

## Kab Seating


**Model**
**KAB CONTROLLER  
1**
**Description**

A 24 hour chair for primary use in surveillance and control stations. Also ideal for deluxe office environments with arms

**Fabric Group**

Fabric

Two Tone £2532.00


**KAB DIRECTOR**

A versatile chair for senior personnel, workstation and heavy duty environments with arms

£2227.00\*


**KAB EXECUTIVE**

Ideal for prestige offices, company executives and 24 hour use with arms

£2262.00\*


**KAB MANAGER**

A versatile chair for senior personnel, workstation and heavy duty environments with arms

£2209.00\*


**Model**
**KAB NAVIGATOR**
**Description**

A quality medium sized orthopaedic chair for VDU operators, general office use and internet users with arms

**Fabric Group**

Fabric

£1843.00\*

\*Charcoal fabric only, other colours P.O.A

**Model****DORSUM****Description**

Executive ergonomic mesh chair with headrest in Black. Adjustable lumbar, tension control and height adjustable.

**Fabric Group**

Fabric

£796.00

**MESH TENMC**

Ergonomic mesh task chair in Black. Sliding seat and Adjustable lumbar support. Multi-position tilt lock. KGS Class 4 gas lift.

£572.00

**MESH TENMCHR**

Ergonomic mesh task chair in Black. Sliding seat and Adjustable lumbar support. Multi-position tilt lock. KGS Class 4 gas lift. With headrest.

£658.00

**MESH EXEC-OP**

Executive Mesh chair with folding Arms. Heavy duty gas lift and lockable Tilt Mechanism.

£323.00

**Model****MESH OP WHITE****Description**

Deluxe Mesh chair with folding Arms. Heavy duty gas lift and lockable Tilt Mechanism.

**Fabric Group**

Fabric

£288.00

**MESH OP BLACK**

Deluxe Mesh chair with folding Arms. Heavy duty gas lift and lockable Tilt Mechanism.

£273.00

**MESH OP-VIS**

Deluxe Mesh chair with folding Arms with Cantilever Frame.

£236.00

**MESH SPINE**

Deluxe Mesh chair with height adjustable arms and lockable Tilt Mechanism.

£326.00



## Aeon Channel



Prices **DO NOT INCLUDE** arms.

MODEL	AeF BLUE(9)	AeF BLUE BCA	AeF BLUE CCA
<b>DESCRIPTION</b>	High back task chair with blue upholstered backrest	Armchair with black cantilever frame and blue upholstered backrest	Armchair with chrome cantilever frame and blue upholstered backrest
<b>FEATURES</b>	<ul style="list-style-type: none"> <li>• Synchronised mechanism with fingertip control</li> <li>• Multi-position lock</li> <li>• Anti-kick safety</li> <li>• Self-tensioning</li> <li>• Ratchet back height adjustment</li> </ul>		
<b>FABRIC GROUP 2</b>			
BAND 0	620.00	643.00	691.00
BAND 1	632.00	658.00	704.00
BAND 2	649.00	674.00	721.00
BAND 3	666.00	691.00	742.00
BAND 4	698.00	723.00	771.00
BAND 5	748.00	748.00	794.00
<b>OPTIONS</b>			
Seat Slide (SS)	57.00	-	-
Polished Aluminium Base (ACB)	91.00	-	-

**Standard features:**

- High back
- Blue quilted channel upholstery
- Black nylon base

**Optional features:**

- Black or chrome quadrilateral cantilever frame (CCA / BCA variants)
- Seat Slide (SS)
- Polished Aluminium Base (ACB)

## Aeon Channel



Prices **DO NOT INCLUDE** arms.

MODEL	AeF HAVANA(9)	AeF HAVANA BCA	AeF HAVANA CCA
<b>DESCRIPTION</b>	High back task chair with black upholstered backrest	Armchair with black cantilever frame and black upholstered backrest	Armchair with chrome cantilever frame and black upholstered backrest
<b>FEATURES</b>	<ul style="list-style-type: none"> <li>• Synchronised mechanism with fingertip control</li> <li>• Multi-position lock</li> <li>• Anti-kick safety</li> <li>• Self-tensioning</li> <li>• Ratchet back height adjustment</li> </ul>		
<b>FABRIC GROUP 2</b>			
BAND 0	620.00	643.00	691.00
BAND 1	632.00	658.00	704.00
BAND 2	649.00	674.00	721.00
BAND 3	666.00	691.00	742.00
BAND 4	698.00	723.00	771.00
BAND 5	748.00	748.00	794.00
<b>OPTIONS</b>			
Seat Slide (SS)	57.00	-	-
Polished Aluminium Base (ACB)	91.00	-	-

**Standard features:**

- High back
- Havana quilted channel upholstery
- Black nylon base

**Optional features:**

- Black or chrome quadrilateral cantilever frame (CCA / BCA variants)
- Seat Slide (SS)
- Polished Aluminium Base (ACB)

## Aeon Mesh



Prices **DO NOT INCLUDE** arms.

MODEL	AeM BLACK(9)	AeM BLACK(10)SS	AeM BLACK BCA	AeM BLACK CCA
DESCRIPTION	High back task chair with black mesh backrest	High back task chair with black mesh backrest	Armchair with black cantilever frame and black mesh backrest	Armchair with chrome cantilever frame and black mesh backrest
FEATURES	<ul style="list-style-type: none"> <li>• Synchronised mechanism with fingertip control</li> <li>• Multi-position lock</li> <li>• Anti-kick safety</li> <li>• Self-tensioning</li> <li>• Ratchet back height adjustment</li> </ul>	<ul style="list-style-type: none"> <li>• Synchronised mechanism with fingertip control</li> <li>• Integral seat slide</li> <li>• Multi-position lock</li> <li>• Anti-kick safety</li> <li>• Easy tension adjustment</li> <li>• Ratchet back height adjustment</li> </ul>		
FABRIC GROUP 2				
BAND 0	572.00	674.00	597.00	641.00
BAND 1	584.00	687.00	609.00	670.00
BAND 2	601.00	704.00	624.00	685.00
BAND 3	620.00	723.00	641.00	704.00
BAND 4	651.00	754.00	670.00	723.00
BAND 5	674.00	777.00	693.00	746.00
OPTIONS				
Seat Slide (SS)	57.00	<b>Integral</b>	-	-
Polished Aluminium Base (ACB)	91.00	91.00	-	-

## Standard features:

- High back
- Black mesh backrest
- Black nylon base
- Seat Slide (Mechanism 10)

## Optional features:

- Black or chrome quadrilateral cantilever frame [CCA / BCA variants]
- Seat Slide (Mechanism 9) [SS]
- Polished Aluminium Base [ACB]

## Aeon Mesh



Prices **DO NOT INCLUDE** arms.

MODEL	AeM WHITE(9)	AeM WHITE(10)SS	AeM WHITE BCA	AeM WHITE CCA
DESCRIPTION	High back task chair with white mesh backrest	High back task chair with white mesh backrest	Armchair with black cantilever frame and white mesh backrest	Armchair with chrome cantilever frame and white mesh backrest
FEATURES	<ul style="list-style-type: none"> <li>• Synchronised mechanism with fingertip control</li> <li>• Multi-position lock</li> <li>• Anti-kick safety</li> <li>• Self-tensioning</li> <li>• Ratchet back height adjustment</li> </ul>	<ul style="list-style-type: none"> <li>• Synchronised mechanism with fingertip control</li> <li>• Integral seat slide</li> <li>• Multi-position lock</li> <li>• Anti-kick safety</li> <li>• Easy tension adjustment</li> <li>• Ratchet back height adjustment</li> </ul>		
FABRIC GROUP 2				
BAND 0	655.00	712.00	679.00	721.00
BAND 1	666.00	723.00	691.00	733.00
BAND 2	679.00	752.00	706.00	748.00
BAND 3	695.00	767.00	721.00	765.00
BAND 4	719.00	796.00	756.00	794.00
BAND 5	742.00	819.00	782.00	817.00
OPTIONS				
Seat Slide (SS)	57.00	<b>Integral</b>	-	-
Polished Aluminium Base (ACB)	91.00	91.00	-	-

**Standard features:**

- High back
- White mesh backrest
- Black nylon base
- Seat Slide (Mechanism 10)

**Optional features:**

- Black or chrome quadrilateral cantilever frame (CCA / BCA variants)
- Seat Slide (Mechanism 9) (SS)
- Polished Aluminium Base (ACB)

## Othello

Prices **DO NOT INCLUDE** arms.

MODEL	OM(1R)	OM(3)	OM(4)	OM(7)
<b>DESCRIPTION</b>	High back task chair	High back task chair	High back task chair	High back task chair
<b>FEATURES</b>	<ul style="list-style-type: none"> <li>• Back angle adjustment</li> <li>• Ratchet back height adjustment</li> </ul>	<ul style="list-style-type: none"> <li>• Back angle adjustment</li> <li>• Ratchet back height adjustment</li> <li>• Independent seat tilt</li> <li>• Tension adjustment</li> </ul>	<ul style="list-style-type: none"> <li>• Synchro mechanism (2:1 ratio)</li> <li>• Ratchet back height adjustment</li> <li>• Tension adjustment</li> </ul>	<ul style="list-style-type: none"> <li>• Synchro mechanism (2:1 ratio)</li> <li>• Ratchet back height adjustment</li> <li>• Integral seat slide</li> <li>• Side tension adjustment</li> </ul>
<b>FABRIC GROUP 2</b>				
BAND 0	427.00	490.00	490.00	553.00
BAND 1	446.00	509.00	509.00	572.00
BAND 2	460.00	521.00	521.00	584.00
BAND 3	492.00	553.00	553.00	616.00
BAND 4	536.00	597.00	597.00	660.00
BAND 5	569.00	630.00	630.00	693.00
<b>OPTIONS</b>				
Seat Slide (SS)	57.00	57.00	57.00	<b>Integral</b>
Chrome Stiletto Base (CSB)	91.00	91.00	91.00	91.00

**Standard features:**

- Height adjustable ratchet back
- Black nylon stiletto base
- Integral seat slide on Mechanism [7]

**Optional features:**

- Seat Slide (SS)
- Chrome Stiletto Base (CSB)

## Performance Posture



Available with optional pressure relieving memory foam seat and coccyx relief cut-out.

\* OPTIONAL EXTRAS NOT AVAILABLE WITH STOCK HAVANA



MODEL	PH1A	PM2A	PH1 AAG	PM2 AAG
<b>DESCRIPTION</b>	High back posture armchair with headrest and inflatable lumbar support	High back posture armchair with inflatable lumbar support	High back posture armchair with headrest, inflatable lumbar support and AAG arms	High back posture armchair with inflatable lumbar support and AAG arms
<b>FABRIC GROUP 2</b>				
STOCK HAVANA	740.00	666.00	N/A	N/A
BAND 0	824.00	740.00	851.00	765.00
BAND 1	847.00	762.00	876.00	788.00
BAND 2	868.00	783.00	897.00	809.00
BAND 3	895.00	809.00	918.00	834.00
BAND 4	931.00	846.00	956.00	872.00
BAND 5	966.00	882.00	993.00	909.00
<b>OPTIONS</b>				
Chrome Base [CBK]	105.00	105.00	105.00	105.00
Coccyx Cut-out [CXC]	145.00	145.00	145.00	145.00
Memory Foam Seat [MFS]	145.00	145.00	145.00	145.00
190KG Conversion [190C]	257.00	257.00	257.00	257.00

**Standard features:**

- Multi-function mechanism with seat tilt, independent back angle adjustment and multi-position lock
- Seat slide
- Inflatable lumbar support

- Height adjustable ratchet back
- Black nylon base
- Height and width adjustable armrests

**Optional features:**

- Chrome Base [CBK]
- Coccyx relief cut-out [CXC]
- Pressure relief memory foam seat [MFS]
- 190KG conversion [190C] includes heavy duty gas unit, chrome base and castors



## Focus 2 Seating

For Focus 2 Seating options please see page 188

### Apex Posture



MODEL	AP1	AP2	AP1-A4	AP2-A4
<b>DESCRIPTION</b>	High back posture chair with headrest	High back posture chair	High back posture chair with headrest and 4D armrests	High back posture chair with 4D armrests
<b>FABRIC GROUP 2</b>				
BAND 0	£1197	£1063	£1338	£1197
BAND 1	£1237	£1097	£1374	£1237
BAND 2	£1269	£1124	£1397	£1269
BAND 3	£1313	£1170	£1449	£1313
BAND 4	£1386	£1244	£1525	£1386
BAND 5	£1458	£1296	£1464	£1449
<b>OPTIONS</b>				
Chrome Stiletto Base (CSB)	£91	£91	£91	£91
Coccyx Cut-out (CXC)	£145	£145	£145	£145
Memory Foam Seat (MFS)	£145	£145	£145	£145
Two Tone Panel (BP)	£93	£93	£93	£93

### Posture Plus



Image coming soon



Model	PPI(3)SS	PPI(3)SS-AA	PPI(3)SS-HR	PPI(3)SS-HRAA
<b>Description</b>	High back posture chair with memory foam seat	High back posture chair with memory foam seat and height adjustable armrests	High back posture chair with memory foam seat and head rest	High back posture chair with memory foam seat, height adjustable armrests and head rest
<b>Fabric Group 2</b>				
0	£620.00	£693.00	£840.00	£914.00
1	£639.00	£712.00	£859.00	£935.00
2	£651.00	£725.00	£872.00	£947.00
3	£670.00	£744.00	£891.00	£966.00
4	£709.00	£784.00	£931.00	£1004.00
190kg Conversion (190C)	£257.00	£257.00	£257.00	£257.00



## Zircon - 24/7 Seating



MODEL	ZH1	ZM2	ZT4	ZT3
<b>DESCRIPTION</b>	High back 24 hour armchair with headrest	High back 24 hour armchair	High back 24 hour armchair with headrest (shown with optional AAS armrests)	High back 24 hour armchair
<b>FABRIC GROUP 2</b>				
Black Leather/Vinyl	<b>£1094</b>	<b>£952</b>	-	-
BAND 0	-	-	<b>£999</b>	<b>£874</b>
BAND 1	-	-	<b>£1025</b>	<b>£900</b>
BAND 2	-	-	<b>£1048</b>	<b>£924</b>
BAND 3	-	-	<b>£1092</b>	<b>£968</b>
BAND 4	-	-	<b>£1154</b>	<b>£1030</b>
BAND 5	-	-	<b>£1209</b>	<b>£1081</b>
<b>OPTIONS</b>				
190KG Conversion (190C)	<b>£270</b>	<b>£270</b>	<b>£270</b>	<b>£270</b>

## Mercury - 24/7 Seating



MODEL	MH1	MM2
<b>DESCRIPTION</b>	High back 24 hour armchair with headrest	High back 24 hour armchair
<b>FABRIC GROUP 2</b>		
Black Leather/Vinyl	<b>£1043</b>	<b>£892</b>
BAND 0	<b>£1069</b>	<b>£914</b>
BAND 1	<b>£1091</b>	<b>£936</b>
BAND 2	<b>£1113</b>	<b>£960</b>
BAND 3	<b>£1151</b>	<b>£998</b>
BAND 4	<b>£1205</b>	<b>£1049</b>
BAND 5	<b>£1247</b>	<b>£1092</b>
<b>OPTIONS</b>		
Chrome Base (CBK)	<b>£109</b>	<b>£109</b>
190KG Conversion (190C)	<b>£270</b>	<b>£270</b>

## Focus 3 Seating

For Focus 3 Seating options please see page 188

### Magix Mesh



Model	MAG MESH 4LCH	MAG MESH CCH
<b>Description</b>	Mesh black back with upholstered seat and chrome 4 leg frame	Mesh black back with upholstered seat with chrome cantilever frame
<b>Fabric Group 1</b>		
0	£273.00	£273.00
1	£284.00	£284.00
2	£289.00	£289.00
3	£300.00	£300.00
4	£311.00	£311.00

### Magix



Model	MAG HB 4LCH	MAG HB CCH	MAG MB 4LCH	MAG MB CCH
<b>Description</b>	Upholstered seat and high back with chrome 4 leg frame	Upholstered seat and high back with chrome cantilever frame	Upholstered seat and medium back with chrome 4 leg frame	Upholstered seat and medium back with chrome cantilever frame
<b>Fabric Group 1</b>				
0	£331.00	£331.00	£284.00	£284.00
1	£350.00	£350.00	£300.00	£300.00
2	£358.00	£358.00	£308.00	£308.00
3	£374.00	£374.00	£323.00	£323.00
4	£396.00	£396.00	£340.00	£340.00

## Aria C

**CH1**

High back armchair with chrome arms and base

792.00

24.00

47.00

**CM2**

Medium back armchair with chrome arms and base

769.00

24.00

47.00

**CM3**

Medium back memory return swivel armchair

826.00

24.00

47.00

**CMCA**

Medium back chrome cantilever armchair

628.00

**MODEL****DESCRIPTION****FABRIC GROUP**

Black Leather/Vinyl

**OPTIONS**

Oval glides







Soft castors

## Focus 2 &amp; 3 Seating Options







## HEIGHT ADJUSTABLE ARMRESTS

	<b>AA</b>	Height adjustable armrests	82.00
	<b>AAT</b>	Slim height adjustable armrests	100.00
	<b>AAP</b>	Height adjustable armrests with rotating pad	116.00
	<b>AA3</b>	Slim height adjustable 3D armrests	106.00
	<b>AAG</b>	Folding adjustable armrests	118.00
	<b>AAQ</b>	Folding adjustable armrests	128.00
	<b>AAI</b>	Chrome adjustable armrests	124.00
	<b>AAV</b>	Chrome adjustable armrests	126.00
	<b>AAS</b>	Chrome adjustable 3D armrests	140.00

## FIXED ARMRESTS

	<b>AO</b>	Hoop armrests	42.00
	<b>AB</b>	Small hoop armrests	51.00
	<b>AM</b>	Sculptured fixed armrests	59.00
	<b>AK</b>	T-shaped fixed armrests	59.00
	<b>AC</b>	Large hoop armrests	44.00
	<b>AH</b>	Shark fin armrests	59.00

## BASE OPTIONS

	<b>GLIDES</b>	Oval glides	18.00
	<b>SCB</b>	Chrome base	74.00
	<b>CSB</b>	Chrome stiletto base	98.00
	<b>ACB</b>	Polished aluminium base	98.00
	<b>CBY</b>	Chrome base	98.00
	<b>Draughting Conversion</b> Conversion for Operator chair to Draughting format		153.00

## Heir 320



Model	HEIR 320 4CH	HEIR 320 SCH	HEIR 320 STOOL 4CH	HEIR 320 STOOL SCH
<b>Description</b>	Polypropylene one piece with embossed painted 4 leg frame	Polypropylene one piece with embossed painted skid frame	Polypropylene one piece with embossed painted 4 leg frame	Polypropylene one piece with embossed painted skid frame
<b>Finish</b> Polypropylene	126.00	152.00	246.00	261.00
<b>Options</b> Chrome frame	4.00	4.00	4.00	4.00
Swivel base	38.00	38.00	38.00	38.00
	Minimum order qty of 20 in one colour	Minimum order qty of 20 in one colour	Minimum order qty of 20 in one colour	Minimum order qty of 20 in one colour

## Net 960



Model	NET 960 SCH	NET 960 SCH	NET 960 SCH	NET 960 STOOL SCH
<b>Description</b>	Polypropylene seat and back with chrome skid frame	Polypropylene seat and back with chrome skid frame with arms	Polypropylene seat and back, chrome skid frame with writing tablet	Polypropylene seat and back with chrome skid frame
<b>Finish</b> Polypropylene	157.00	238.00	313.00	232.00
<b>Options</b> With basket	-	-	69.00	-
Trolley	807.00	-	-	-
	Minimum order qty of 20 in one colour	Minimum order qty of 20 in one colour	Minimum order qty of 20 in one colour	Minimum order qty of 20 in one colour

## KLC

**Model****KLC 720 SBB****KLC 720 SLG****KLC 4LLG****KLC STOOL 4LLG****Description**

Polypropylene one piece swivel chair, basket base, with writing tablet

Polypropylene one piece swivel chair, light grey frame, with writing tablet

Polypropylene one piece with 4 leg embossed frame

Polypropylene one piece with 4 leg embossed painted frame

**Finish**

Polypropylene

567.00

515.00

126.00

177.00

**Options**

Chrome frame

-

-

13.00

34.00

Arms

-

-

95.00

-

Wire frame

-

-

7.00

51.00

Minimum order qty of 20 in one colour

Minimum order qty of 20 in one colour

Minimum order qty of 20 in one colour

Minimum order qty of 20 in one colour

## Outline 610

**Model****OUTLINE 610 4LB****OUTLINE 610 SB****OUTLINE 610 STOOL 4LB****OUTLINE 610 STOOL SB****Description**

Polypropylene seat and back with embossed painted 4 leg frame

Polypropylene seat and back with embossed painted skid frame

Polypropylene seat and back with embossed painted 4 leg frame

Polypropylene seat and back with embossed painted skid frame

**Finish**

Polypropylene

155.00

157.00

240.00

250.00

**Options**

Chrome frame

10.00

7.00

7.00

7.00

Arms

-

119.00

-

-

Minimum order qty of 20 in one colour

Minimum order qty of 20 in one colour

Minimum order qty of 20 in one colour

Minimum order qty of 20 in one colour



## Universal Trolley


**Model**
**CSVSUNV**
**Description**

Universal chair trolley

**Finish**  
Trolley

656.00

## Arrow 410


**Model**
**ARROW 410 4LCH**
**ARROW 410 SCH**
**ARROW 410 STOOL  
4LCH**
**ARROW 410 STOOL  
SCH**
**Description**

 Polypropylene  
seat and back with  
chrome 4 leg frame

 Polypropylene  
seat and back with  
chrome skid frame

 Polypropylene  
seat and back with  
chrome 4 leg frame

 Polypropylene  
seat and back with  
chrome skid frame

**Finish**

Polypropylene

177.00

164.00

265.00

243.00

**Options**

Arms

89.00

89.00

-

-

Writing Table

162.00

162.00

-

-

 Minimum order qty of  
20 in one colour

 Minimum order qty of  
20 in one colour

 Minimum order qty of  
20 in one colour

 Minimum order qty of  
20 in one colour



## Focus 4 Seating

### Class 100



Model	CLASS 100 4LCH	CLASS 100 CCH	CLASS 100 4LCHC	CLASS 100 SCH
<b>Description</b>	Polypropylene seat and back with chrome 4 leg frame	Polypropylene seat and back with chrome cantilever frame	Polypropylene seat and back with chrome 4 leg frame on castors	Polypropylene seat and back with polished aluminium swivel base
<b>Finish</b> Polypropylene	£135.00	£207.00	£198.00	£353.00
<b>Options</b>				
Armrest	£36.00	£36.00	£36.00	£36.00
Armrest & Writing Tablet	£76.00	£76.00	£76.00	£76.00
Seat Pad	£41.00	£41.00	£41.00	£41.00
Linking Clips	£31.00	-	-	-
Black/Grey Frame Deduction	£-8.00	£-16.00	£-8.00	£-46.00
	Minimum order qty of 20 in one colour	Minimum order qty of 20 in one colour	Minimum order qty of 20 in one colour	Minimum order qty of 20 in one colour

## Aktiva 120

**Model****AKTIVA 120 4LCH****AKTIVA 120 CCH****AKTIVA 120 4LCHC****AKTIVA 120 SCH****Description**

Polypropylene seat and back with chrome 4 leg frame

Polypropylene seat and back with chrome cantilever frame

Polypropylene seat and back with chrome 4 leg frame on castors

Polypropylene seat and back with polished aluminium swivel base

**Finish**

Polypropylene

£134.00

£200.00

£193.00

£353.00

**Options**

Armrest

£26.00

£26.00

£26.00

£26.00

Seat Pad

£41.00

£41.00

£41.00

£41.00

Black/Grey Frame Deduction

-£6.00

-£10.00

-£6.00

-£46.00

Minimum order qty of 20 in one colour

Minimum order qty of 20 in one colour

Minimum order qty of 20 in one colour

Minimum order qty of 20 in one colour

## Clip 200

**Model****CLIP 200 4LCH****Description**

Polypropylene seat and back with chrome 4 leg frame

**Finish**

Polypropylene

£175.00

**Options**

Linking Clips

£22.00

Minimum order qty of 20 in one colour

## Star 500

**Model****STAR 500 POLY  
4LCH****STAR 500 WOOD  
4LCH****STAR 500 METAL  
4LCH****Description**Polypropylene  
seat and back with  
chrome 4 leg frameWooden seat and  
back with chrome 4  
leg framePerforated metal  
seat and back with  
polished grey 4 leg  
frame**Finish**

Polypropylene

£117.00

Wooden £210.00

Metal £152.00

**Options**

Armrest Black 510

£43.00

£43.00

£43.00

Armrest &  
Writing Tablet

£122.00

£122.00

£122.00

Linking Clips

£13.00

£13.00

£13.00

Black/Grey Frame  
Deduction

-£8.00

-£8.00

-£8.00

Minimum order qty of  
20 in one colourMinimum order qty of  
20 in one colourMinimum order qty of  
20 in one colour**Model****STAR 500 UPH  
4LCH****Description**Upholstered seat and  
back with chrome 4  
leg frame**Fabric Group 1**

1

£185.00

2

£189.00

3

£205.00

4

£215.00

**Options**

Armrest

£43.00

Armrest &  
Writing Tablet

£122.00

Linking Clips

£13.00

Black/Grey Frame  
Deduction

-£8.00

Minimum order qty of  
20 in one colour

## Movie 550

**MOVIE 550 4LCH**

Polypropylene seat and back with chrome 4 leg frame

£124.00

£23.00

£16.00

£8.00

Minimum order qty of 20 in one colour

**MOVIE 550 CCH**

Polypropylene seat and back with chrome cantilever frame

£187.00

£23.00

£16.00

£7.00

Minimum order qty of 20 in one colour

**MOVIE 550 4LCHC**

Polypropylene seat and back with chrome 4 leg frame on castors

£185.00

£23.00

£16.00

£8.00

Minimum order qty of 20 in one colour

**MOVIE 550 SCH**

Polypropylene seat and back with polished aluminium swivel base

£278.00

£23.00

-

£46.00

Minimum order qty of 20 in one colour

**Model****MOVIE 550 STOOL 4LCH****Description**

Polypropylene seat and back high stool with chrome 4 leg frame

**Finish**

Polypropylene

£195.00

**Options**

Grey Frame Deduction

£26.00

Minimum order qty of 20 in one colour

## Replay 560

**REPLAY 560 4LCH****REPLAY 560 CCH****REPLAY 560 4LCHC****REPLAY 560 SCH****Model****Description****Finish**

Polypropylene

**Options**

Armrest

Armrest &  
Writing Tablet

Linking Clips

Polypropylene  
seat and back with  
chrome 4 leg frame

£139.00

£23.00

£110.00

£13.00

Minimum order qty of  
20 in one colourPolypropylene  
seat and back with  
chrome cantilever  
frame

£207.00

£23.00

£110.00

£13.00

Minimum order qty of  
20 in one colourPolypropylene  
seat and back with  
chrome 4 leg frame  
on castors

£195.00

£23.00

£110.00

£13.00

Minimum order qty of  
20 in one colourPolypropylene  
seat and back with  
polished aluminium  
swivel base

£278.00

£23.00

£110.00

-

Minimum order qty of  
20 in one colour**REPLAY 560 SKF****Model****Description****Finish**

Polypropylene

**Options**

Armrest

Armrest &  
Writing Tablet

Linking Clips

Polypropylene  
seat and back with  
chrome skid frame

£195.00

£23.00

£110.00

£13.00

Minimum order qty of  
20 in one colour**REPLAY 560 STOOL  
4LCH****Model****Description****Finish**

Polypropylene

**Options**Grey Frame  
DeductionPolypropylene seat  
and back high stool  
with chrome 4 leg  
frame

£210.00

-£26.00

Minimum order qty of  
20 in one colour

## Rewind 570

**REWIND 570 4LCH****REWIND 570 CCH****REWIND 570 4LCHC****REWIND 570 SCH****Model****Description****Finish**

Polypropylene

**Options**

Armrest

Armrest &amp; Writing Tablet

Linking Clips

Polypropylene seat and back with chrome 4 leg frame

£139.00

£23.00

£110.00

£13.00

Minimum order qty of 20 in one colour

Polypropylene seat and back with chrome cantilever frame

£207.00

£23.00

£110.00

£13.00

Minimum order qty of 20 in one colour

Polypropylene seat and back with chrome 4 leg frame on castors

£195.00

£23.00

£110.00

£13.00

Minimum order qty of 20 in one colour

Polypropylene seat and back with polished aluminium swivel base

£278.00

£23.00

£110.00

-

Minimum order qty of 20 in one colour

**REWIND 570 SKF****Model****Description****Finish**

Polypropylene

**Options**

Armrest

Armrest &amp; Writing Tablet

Linking Clips

Polypropylene seat and back with chrome skid frame

£195.00

£23.00

£110.00

£13.00

Minimum order qty of 20 in one colour

**REWIND 570 STOOL 4LCH****Model****Description****Finish**

Polypropylene

**Options**

Grey Frame Deduction

Polypropylene seat and back high stool with chrome 4 leg frame

£210.00

-£26.00

Minimum order qty of 20 in one colour

## Restart 580



Model	RESTART 580 4LCH	RESTART 580 CCH	RESTART 580 4LCHC	RESTART 580 SCH
<b>Description</b>	Polypropylene seat and back with chrome 4 leg frame	Polypropylene seat and back with chrome cantilever frame	Polypropylene seat and back with chrome 4 leg frame on castors	Polypropylene seat and back with polished aluminium swivel base
<b>Finish</b> Polypropylene	£139.00	£207.00	£195.00	£278.00
<b>Options</b>				
Armrest	£23.00	£23.00	£23.00	£23.00
Armrest & Writing Tablet	£110.00	£110.00	£110.00	£110.00
Linking Clips	£13.00	£13.00	£13.00	-
	Minimum order qty of 20 in one colour	Minimum order qty of 20 in one colour	Minimum order qty of 20 in one colour	Minimum order qty of 20 in one colour



Model	RESTART 580 SKF	Model	RESTART 580 STOOL 4LCH
<b>Description</b>	Polypropylene seat and back with chrome skid frame	<b>Description</b>	Polypropylene seat and back high stool with chrome 4 leg frame
<b>Finish</b> Polypropylene	£195.00	<b>Finish</b> Polypropylene	£210.00
<b>Options</b>		<b>Options</b>	
Armrest	£23.00	Grey Frame Deduction	-£26.00
Armrest & Writing Tablet	£110.00		
Linking Clips	£13.00		
	Minimum order qty of 20 in one colour		Minimum order qty of 20 in one colour

## Friend 760



<b>Model</b>	<b>FRIEND 760</b>
<b>Description</b>	Upholstered seat and back with chrome/grey 4 leg frame
<b>Fabric Group 1</b>	
0	Price on application
1	Price on application
2	Price on application
3	Price on application
4	Price on application

Minimum order qty of 500 in one colour

## Bridge 850



<b>Model</b>	<b>BRIDGE 850 4LCH</b>	<b>BRIDGE 850 4LCHA</b>	<b>BRIDGE 850 WOOD 4LCH</b>	<b>BRIDGE 850 WOOD 4LCHA</b>
<b>Description</b>	Upholstered seat and back with chrome 4 leg frame	Upholstered seat and back with chrome 4 leg frame & black polypropylene arms	Natural beech wooden seat and back with chrome 4 leg frame	Natural beech wooden seat and back with chrome 4 leg frame & black polypropylene arms
<b>Fabric Group 1</b>				
0	£207.00	£238.00		
1	£229.00	£260.00	Wooden £201.00	Wooden £226.00
2	£239.00	£269.00		
3	£259.00	£289.00		
4	£282.00	£312.00		
Grey Frame Deduction	£-16.00	£-16.00	£-16.00	£-16.00
	Minimum order qty of 20 in one colour	Minimum order qty of 20 in one colour	Minimum order qty of 50 in one colour	Minimum order qty of 50 in one colour



## Web 950



Model	WEB 950 POLY SCH	WEB 950 MESH SCH	WEB 950 WOOD CCH	WEB 950 STOOL SCH
<b>Description</b>	Polypropylene seat and back with chrome skid frame	Mesh back polypropylene seat with chrome skid frame	Wooden seat and back with chrome skid frame	Polypropylene seat and back high stool with chrome wire rod frame
<b>Finish</b> Polypropylene	£155.00	£169.00	Wooden £472.00	£230.00
<b>Options</b> Armrest & writing tablet	£152.00	£160.00	£160.00	-
Armrest	£74.00	£74.00	£74.00	£70.00
Seat Pad Fabric Group 1	£41.00	£41.00	£41.00	£39.00
Embossed black/white painted frame	£9.00	£9.00	£9.00	-
	Minimum order qty of 20 in one colour	Minimum order qty of 20 in one colour	Minimum order qty of 20 in one colour	Minimum order qty of 20 in one colour

## Redonda



Model	REDONDA POLY SB	REDONDA POLY SB	REDONDA POLY SB	REDONDA POLY STOOL SB
<b>Description</b>	Polypropylene seat and back with black metal skid frame	Polypropylene seat and back with black metal skid frame with arms	Polypropylene seat and back with black metal skid frame with writing tablet	Polypropylene seat and back high stool with black metal skid frame
<b>Finish</b> Polypropylene	£160.00	£240.00	£364.00	£230.00
<b>Options</b> Reduction chrome frame	£4.00	£4.00	£4.00	-
Wire basket	£69.00	£69.00	-	-
	Minimum order qty of 20 in one colour	Minimum order qty of 20 in one colour	Minimum order qty of 20 in one colour	Minimum order qty of 20 in one colour

## ISO

**Model****ISO 66****ISO 62****CLUB MESH****Description**

Upholstered seat and back with chrome 4 leg frame

Upholstered seat and back with black 4 leg frame

Upholstered seat and mesh back with chrome 4 leg frame

**Fabric Group 1**

0 £134.00

£120.00

-

1 £149.00

£133.00

-

2 £156.00

£139.00

-

3 £168.00

£152.00

-

4 £183.00

£166.00

-

**Options**

Armrest (pair) £41.00

£41.00

£41.00

Armrest &amp; Writing Tablet £76.00

£76.00

£76.00

Tube Link Frame £18.00

£18.00

£18.00

Plastic Linking Clips £6.00

£6.00

£6.00

Metal Linking Clips £8.00

£8.00

£8.00

Chrome Frame -

-

-

Wooden Seat &amp; Back £55.00

£55.00

-

Minimum order qty of 20 in one colour

Minimum order qty of 20 in one colour

## ISO Smart



Model	ISO SMART 4LCH	ISO SMART 4LBK	ISO SMART POLY 4LCH	ISO SMART WOOD 4LBK
<b>Description</b>	Upholstered seat and back with chrome 4 leg frame	Upholstered seat and back with black 4 leg frame	Polypropylene seat and back with chrome 4 leg frame	Wooden seat and back with black 4 leg frame
<b>Fabric Group 1</b>				
0	£154.00	£137.00	Polypropylene £91.00	Wooden £188.00
1	£166.00	£151.00	-	-
2	£173.00	£157.00	-	-
3	£185.00	£168.00	-	-
4	£200.00	£183.00	-	-
<b>Options</b>				
Armrest	£42.00	£42.00	£42.00	£42.00
Armrest & Writing Tablet	£76.00	£76.00	£76.00	£76.00
Tube Link Frame	£18.00	£18.00	£18.00	£18.00
Plastic Linking Clips	£6.00	£6.00	£6.00	£6.00
Metal Linking Clips	£8.00	£8.00	£8.00	£8.00
Chrome Frame	-	-	-	£17.00
	Minimum order qty of 20 in one colour	Minimum order qty of 20 in one colour	Minimum order qty of 20 in one colour	Minimum order qty of 20 in one colour

# Breakout **Seating**







Synergy  
Modular



Model	SYNERGY ONE NA	SYNERGY ONE RA or LA	SYNERGY CORNER	SYNERGY TABLE
<b>Description</b>	Single seat with no armrests and chrome feet	Single seat with right or left armrest and chrome feet	Corner unit with chrome feet	Square table with glass top and chrome feet
<b>Fabric Group 2</b>				
1	994.00	1273.00	1391.00	908.00
2	1057.00	1344.00	1437.00	945.00
3	1107.00	1418.00	1510.00	989.00
4	1193.00	1548.00	1659.00	1084.00
<b>Options</b>				
Wooden feet	49.00	49.00	49.00	49.00
Two tone upholstery	93.00	93.00	93.00	93.00
Silver sled frame	166.00	166.00	166.00	166.00



Model	SYNERGY TWO NA	SYNERGY TWO RA or LA	SYNERGY THREE NA	SYNERGY THREE RA or LA
<b>Description</b>	Two seater sofa with no armrests and chrome feet	Two seater sofa with right or left armrest and chrome feet	Three seater sofa with no armrests and chrome feet	Three seater sofa with right or left armrest and chrome feet
<b>Fabric Group 2</b>				
1	1433.00	1741.00	1939.00	2260.00
2	1510.00	1842.00	2052.00	2396.00
3	1607.00	1962.00	2186.00	2558.00
4	1792.00	2203.00	2451.00	2865.00
<b>Options</b>				
Wooden feet	49.00	49.00	49.00	49.00
Two tone upholstery	118.00	118.00	118.00	118.00
Silver sled frame	166.00	166.00	166.00	166.00



Synergy  
One





Model	SYNERGY ONE	SYNERGY TWO	SYNERGY THREE
<b>Description</b>	Armchair with chrome feet	Two seater sofa with chrome feet	Three seater sofa with chrome feet
<b>Fabric Group 2</b>			
1	1577.00	2142.00	2678.00
2	1661.00	2249.00	2819.00
3	1758.00	2420.00	2989.00
4	1907.00	2627.00	3255.00
<b>Options</b>			
Wooden feet	49.00	49.00	49.00
Two tone upholstery	93.00	93.00	93.00
Silver sled frame	166.00	166.00	166.00



RELAX achieve  
**WORK**  
Action Strategy  
**IDEAS** Greet  
**MOTIVATE** specify  
Success meet  
Proposal  
Brainstorm  
**COLLABORATE**  
Rest perform  
LEAD Plan  
TEAMWORK  
COFFEE  
PLAY  
create  
**VISUALISE**  
organise  
THINK  
SKILLS  
Earn



NEW YORK



LONDON



Eden



Model	EDEN 1	EDEN 1.5	EDEN 2.5
<b>Description</b>	Armchair with tubular, silver skid frame	Extra wide armchair with tubular, silver skid frame	Extra wide two seater sofa with tubular, silver skid frame
<b>Fabric Group 2</b>			
1	1716.00	1903.00	2424.00
2	1800.00	1989.00	2577.00
3	1892.00	2094.00	2758.00
4	2084.00	2319.00	3115.00
<b>Options</b>			
Two tone upholstery	74.00	74.00	74.00



Model	EDEN 1.5 HIGH	EDEN 2.5 HIGH	EDEN SCREEN
<b>Description</b>	Extra wide high back armchair with tubular, silver skid frame	Extra wide high back two seater sofa with tubular, silver skid frame	Single panel with tubular silver skid frame
<b>Fabric Group 2</b>			
1	2930.00	3791.00	893.00
2	3094.00	4025.00	950.00
3	3268.00	4379.00	1019.00
4	4007.00	4965.00	1160.00
<b>Options</b>			
Two tone upholstery	74.00	74.00	74.00



Mosaic  
Plus

# LECTURE HALL





Model	MP1	MPCU	MP1-B
<b>Description</b>	Single seat bench with chrome legs	90° corner linking bench with chrome legs	Single seat bench with back and chrome legs
<b>Fabric Group 2</b>			
1	551.00	712.00	754.00
2	572.00	742.00	788.00
3	593.00	777.00	828.00
4	651.00	849.00	908.00
<b>Options</b>			
Two tone upholstery	-	-	57.00
Silver sled frame	166.00	166.00	166.00



Model	MP1-BLA or BRA	MP1-LARA
<b>Description</b>	Single seat bench with back, left or right arm and chrome legs	Armchair with chrome legs
<b>Fabric Group 2</b>		
1	992.00	1242.00
2	1046.00	1317.00
3	1113.00	1407.00
4	1246.00	1590.00
<b>Options</b>		
Two tone upholstery	57.00	57.00
Silver sled frame	166.00	166.00



Model	MP2	MP2-FB
<b>Description</b>	Double seat bench with chrome legs	Double seat bench with back and chrome legs
<b>Fabric Group 2</b>		
1	815.00	1145.00
2	857.00	1206.00
3	908.00	1281.00
4	1010.00	1433.00
<b>Options</b>		
Two tone upholstery	-	84.00
Silver sled frame	166.00	166.00



Model	MP2-FBLA or FBRA	MP2-LARA
<b>Description</b>	Double seat bench with back, left or right arm and chrome legs	Two seater sofa with chrome legs
<b>Fabric Group 2</b>		
1	1397.00	1649.00
2	1483.00	1737.00
3	1584.00	1842.00
4	1781.00	2046.00
<b>Options</b>		
Two tone upholstery	84.00	84.00
Silver sled frame	166.00	166.00

## BRS Range

This versatile modular range offers interesting seating solutions and provides the ability to create a stunning impression.



- Flame retardant foams & fabrics
- Seat height 400mm
- 2 tone available
- 5 year guarantee (8 hour use)



Chair no arm  
BRS




Corner Unit  
BRSC



Chair with left  
arm BRS/L



Chair with right  
arm BRS/R



Coffee Table  
with wooden top  
BTSW



Armchair  
BRSA



2 Seater with arms  
BRS/2



3 Seater with arms  
BRS/3



Concave Segment  
BRSM



Concave Segment  
with left arm  
BRSM/L



Concave Segment  
with right arm  
BRSM/R




Convex Segment  
BRSF



Convex Segment  
with left arm  
BRSF/L



Convex Segment  
with right arm  
BRSF/R



Coffee Table with  
glass top  
BTS





### Fabric Group 3

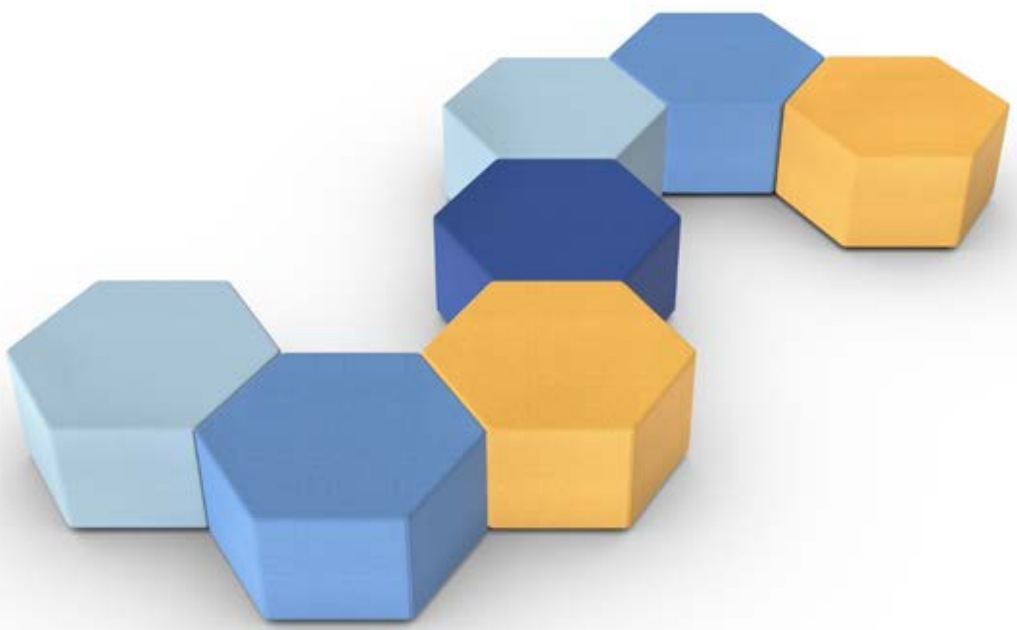
Model	Size w x d x h (mm)	Band 1 £	Band 2 £	Band 3 £	Band 4 £
BRS	575 x 710 x 740	366.00	403.00	420.00	449.00
BRSC	670 x 670 x 740	569.00	615.00	638.00	671.00
BRS/L	625 x 710 x 740	451.00	501.00	526.00	564.00
BRS/R	625 x 710 x 740	451.00	501.00	526.00	564.00
BTSW	620 x 620 x 330	290.00	307.00	315.00	328.00
BRSA	650 x 710 x 740	578.00	645.00	679.00	729.00
BRS/2	1210 x 710 x 740	980.00	1080.00	1130.00	1206.00
BRS/3	1950 x 710 x 740	1319.00	1462.00	1533.00	1639.00
BRSM	350-570 x 720 x 740	450.00	484.00	502.00	529.00
BRSM/L	350-610 x 720 x 740	555.00	605.00	630.00	668.00
BRSM/R	350-610 x 720 x 740	555.00	605.00	630.00	668.00
BRSF	610-350 x 720 x 740	450.00	481.00	497.00	521.00
BRSF/L	650-310 x 720 x 740	555.00	602.00	625.00	660.00
BRSF/R	650-310 x 720 x 740	555.00	602.00	625.00	660.00
BTS	620 x 620 x 330	284.00	312.00	641.00	348.00



Hexad



Model	HEXAD SMALL	HEXAD MEDIUM	HEXAD LARGE
<b>Description</b>	Small hexagonal stool with black nylon feet	Medium hexagonal stool with black nylon feet	Large hexagonal stool with black nylon feet
<b>Fabric Group 2</b>			
1	368.00	435.00	742.00
2	387.00	460.00	782.00
3	406.00	490.00	828.00
4	452.00	548.00	920.00
<b>Options</b>			
Two tone upholstery	37.00	37.00	37.00





LU21



LU22



LU23



LU24



LU25



LU26



LU28



LP27

## Lunar

Singularly or in groups, this versatile range of soft seating with endless configurations, makes for an interesting seating solution, whether its for library or breakout areas. Available in eight styles giving you the ability to create the look and impression you want to achieve.

### Fabric Group 3

Model	Size w x d x h (mm)	Band 1 £	Band 2 £	Band 3 £	Band 4 £
LP21	Senior Circular Seat	275.00	288.00	301.00	343.00
LP22	Senior Dogbone Seat	359.00	372.00	385.00	425.00
LP23	Senior Kidney Shaped Seat	359.00	372.00	385.00	425.00
LP24	Senior Square Seat	317.00	328.00	341.00	383.00
LP25	Senior Apostrophe Seat	326.00	338.00	351.00	393.00
LP26	Senior Double Seater	376.00	391.00	408.00	458.00
LP27	Senior Circular Nibble	275.00	288.00	301.00	343.00
LP28	Senior Quadrant Seat	301.00	313.00	326.00	368.00



## Apple

### Desc.

Apple Round

Apple 2 Bites

Apple 1 Bite

### Size

Dia 560 x 440(h) mm

Dia 560 x 440(h) mm

Dia 560 x 440(h) mm

### £

303.00 +C.O.M 2.5 meters

330.00 +C.O.M 2.5 meters

320.00 +C.O.M 2.5 meters



Serenity



Model	SER-FS	SER-MR	SER-WF	SER-TL
<b>Description</b>	Serenity chair with chrome four star swivel base	Serenity chair with chrome four star memory return base	Serenity chair with chrome sled base	Serenity chair with walnut or light beech legs
<b>Fabric Group 2</b>				
1	1185.00	1279.00	1046.00	1254.00
2	1233.00	1326.00	1092.00	1302.00
3	1290.00	1382.00	1149.00	1359.00
4	1401.00	1493.00	1262.00	1470.00
<b>Options</b>				
Two tone upholstery	93.00	93.00	93.00	93.00
Button back detail	139.00	139.00	139.00	139.00



Model	SER PLUS-FS	SER PLUS-MR	SER PLUS-WF	SER PLUS-TL
<b>Description</b>	Serenity chair with headrest and chrome four star swivel base	Serenity chair with headrest and chrome four star memory return base	Serenity chair with headrest and chrome sled base	Serenity chair with headrest and walnut or light beech legs
<b>Fabric Group 2</b>				
1	1395.00	1487.00	1254.00	1464.00
2	1464.00	1556.00	1323.00	1533.00
3	1548.00	1640.00	1407.00	1617.00
4	1687.00	1779.00	1548.00	1756.00
<b>Options</b>				
Two tone upholstery	93.00	93.00	93.00	93.00
Button back detail	185.00	185.00	185.00	185.00



Wave





**Model**

**WAVE-WF**

**Description**

Wave chair with chrome sled frame

**Fabric Group 2**

1	903.00
2	929.00
3	968.00
4	1046.00

**Options**

Two tone upholstery	59.00
---------------------	-------





Boxe



<b>Model</b>	<b>BOXE S5</b>
<b>Description</b>	Fully upholstered polyurethane shell, chrome sled base
<b>Fabric C.O.M</b>	515.00 + 1.5m (C.O.M.)



<b>Model</b>	<b>BOXE OPEN L7</b>
<b>Description</b>	Fully upholstered polyurethane shell, four leg wooden frame
<b>Fabric C.O.M</b>	599.00 + 1.5m (C.O.M.)



<b>Model</b>	<b>BOXE S7 LOUNGE</b>
<b>Description</b>	Fully upholstered polyurethane shell, chrome sled base
<b>Fabric C.O.M</b>	746.00 + 2.1m (C.O.M.)



<b>Model</b>	<b>BOXE SG2</b>
<b>Description</b>	Fully upholstered polyurethane shell, barstool, chrome sled base
<b>Fabric C.O.M</b>	578.00 + 1.1m (C.O.M.)



# Cini

FOR TWO TONE UPHOLSTERY ADD 10%



<b>Model</b>	<b>CINI TWO L41 BASSA</b>	<b>CINI TWO P22 BASSA</b>	<b>CINI TWO S10 BASSA</b>
<b>Description</b>	Two seater sofa, wooden frame	Two seater sofa, 4 leg frame	Two seater sofa with sled base
<b>Fabric C.O.M</b>	1691.00 + 5.2m (C.O.M.)	1575.00 + 5.2m (C.O.M.)	1376.00 + 5.2m (C.O.M.)



<b>Model</b>	<b>CINI TWO P22 ALTA</b>	<b>CINI TWO S10 ALTA</b>
<b>Description</b>	High back Two seater sofa with 4 leg frame	High back Two seater sofa, with sled base
<b>Fabric C.O.M</b>	1817.00 + 4.2m (C.O.M.)	1785.00 + 4.2m (C.O.M.)

**Model****CINI L7 BASSA****Description**

Lounge chair with sled base

**Fabric C.O.M**809.00  
+ 3.2m (C.O.M.)**CINI P19 BASSA**

Lounge chair with 4 leg frame

882.00  
+ 3.2m (C.O.M.)**CINI P17 POUF**

4 leg footstool

420.00  
+ 1m (C.O.M.)**Model****CINI P19 ALTA****Description**

High back Lounge chair with 4 leg frame

**Fabric C.O.M**983.00  
+ 2.6m (C.O.M.)**Model****CINI S7 ALTA****Description**

High back Lounge chair with sled base

**Fabric C.O.M**1183.00  
+ 2.6m (C.O.M.)



**Model**

**LITTLE CINI GL**

**LITTLE CINI SS**

**Description**

Meeting chair with 4 leg wooden frame

Meeting chair with sled base

**Fabric C.O.M**

546.00  
+ 2.2m (C.O.M.)

567.00  
+ 2.2m (C.O.M.)





<b>Model</b>	<b>CINI R7 ALTA</b>
<b>Description</b>	High back Lounge chair with pedestal base
<b>Fabric C.O.M</b>	1061.00 + 2.6m (C.O.M.)



<b>Model</b>	<b>CINI D9 ALTA</b>	<b>CINI R8 POUF</b>
<b>Description</b>	High back Lounge chair with 4 star metal base	Footstool with 4 star metal base
<b>Fabric C.O.M</b>	1120.00 + 2.6m (C.O.M.)	515.00 + 1m (C.O.M.)



<b>Model</b>	<b>TAXI L</b>
<b>Description</b>	Lounge chair with sled base
<b>Fabric C.O.M</b>	817.00 + 2.5m (C.O.M.)



<b>Model</b>	<b>TAXI PT</b>
<b>Description</b>	Tub chair with sled base
<b>Fabric C.O.M</b>	525.00 + 1.5m (C.O.M.)





**Model**

**PANCA ODOS**

**Description**

Two seater booth  
(other options  
available)

**Fabric C.O.M**

2121.00  
+ 7m (C.O.M.)



## Puzzle

### Desc.

Puzzle Module Central

Puzzle Module Corner Left or Right

### Size

740 x 740 x 640 mm

740 x 740 x 640 mm

### £

1307.00

1491.00



## Venus SF

Code	Desc.	£	Also available in C.O.M
SF - 500 - 1	1 Seater black leather	546.00	578.00 + 4.00 meters
SF - 500 - 2	2 Seater black leather	1029.00	1048.00 + 5.00 meters
SF - 500 - 3	3 Seater black leather	1363.00	1323.00 + 8.00 meters



### SF-148

Code	Desc.	£
SF - 148 - 1	1 Seater black leather	525.00
SF - 148 - 2	2 Seater black leather	889.00
SF - 148 - 3	3 Seater black leather	924.00



### SF-504

Code	Desc.	£
SF-504-1	1 Seater black leather	578.00
SF-504-2	2 Seater black leather (not shown)	1084.00
SF-504-3	3 Seater black leather	1134.00



## Basic

### Desc.

1 seater

2 Seater

3 Seater

Bench

### £

798.00 + C.O.M 4 meters

1059.00 + C.O.M 5 meters

1313.00 + C.O.M 6 meters

395.00 + C.O.M 2 meters



## Sorrento

### Desc.

- 1 seater
- 2 Seater
- 3 Seater
- 2 Seater Bed settee

### £

- 850.00 + C.O.M 5 meters
- 1171.00 + C.O.M 8.5 meters
- 1754.00 + C.O.M 9.5 meters
- 1518.00 + C.O.M 8.5 meters



## Napoli

### Desc.

- 1 seater
- 2 Seater
- 3 Seater
- 2 Seater Bed settee

### £

- 850.00 + C.O.M 5 meters
- 1171.00 + C.O.M 8.5 meters
- 1754.00 + C.O.M 9.5 meters
- 1518.00 + C.O.M 8.5 meters



## Vector

Available with chrome or wooden legs

### Desc.

- 1 seater armchair
- 2 seater sofa
- 3 seater sofa

### £

- 956.00 + 4.00 meters C.O.M
- 1266.00 + 5.00 meters  
C.O.M
- 1575.00 + 6.50 meters  
C.O.M



## Astral SF-YM

### Desc.

- SF - YM1 1 Seater
- SF - YM2 2 Seater
- SF - YM3 3 Seater

### £

- 525.00 + C.O.M 3.5 meters
- 714.00 + C.O.M 5 meters
- 838.00 + C.O.M 7 meters



### Barcelona Chair

Desc.	£
DU-505-1 Chair	551.00
DU-505-0 Stool	343.00



### Classic Eames Chair

Desc.	£
DU-388 Chair & footstool	966.00



### Casino

Desc.	£
Tub chair	661.00 + 2.5 meters COM
2 Seater	919.00 + 4 meters COM
3 Seater	1176.00 + 5.5 meters COM



### Click Tub

Model	CL04	CL05	CL06
Description	Tub chair with chrome feet	2 seater with chrome feet	3 seater with chrome feet
Fabric Group 3			
1	£576.00	£826.00	£1031.00
2	£601.00	£861.00	£1071.00
3	£637.00	£912.00	£1139.00
4	£672.00	£960.00	£1199.00
5	£716.00	£1031.00	£1292.00



## 501 Tub

### Model

501

### Description

Tub chair with chrome feet

### Fabric Group 1

0	£784.00
1	£826.00
2	£866.00
3	£941.00
4	£1044.00







## Danae

Desc.	£
Danae Chrome Leg	884.00 + 1.5 meters COM
Danae Wood 2	1088.00 + 1.5 meters COM
Danny Spider frame	1132.00 + 1.5 meters COM



## Danny

Desc.	£
Danny 1	1128.00 + 1.5 meters COM
Danny 2 Swivel	1204.00 + 1.5 meters COM
Danny 1 Wood frame	1273.00 + 1.5 meters COM



## Sixty

Desc.	£
Sixty Swivel	1647.00 + 3.5 meters COM
Sixty Wood 1	1592.00 + 3.5 meters COM
Sixty Sledge	1386.00 + 3.5 meters COM
Sixty Wood 2	1294.00 + 3.5 meters COM
Sixty Wood 3	1638.00 + 3.5 meters COM



## Megan

Desc.	£
Megan Wood	1733.00 + 3.5 meters COM
Megan Swivel	1693.00 + 3.5 meters COM
Megan Sledge	1531.00 + 3.5 meters COM





## Vita

Desc.	Size	£
Life	640 x 760 x 760 mm	1103.00 +C.O.M 3 meters



## DU-1002T

Desc.	£
Tub chair, upholstered shell, chrome frame	376.00 + 2 meters COM



## DU-1003T

Desc.	£
Visitor chair, upholstered shell, chrome frame	269.00 + 1.5 meters COM



## Tub Chair

### Desc.

H-10 Tub chair, stainless steel frame. CMHR foam.

### £

441.00  
+ 2.2 meters COM



## Artic

### Desc.

Artic

### Size

760 x 780  
x 980 mm

### £

1386.00  
+C.O.M 5 meters





## Beetle

### Desc.

Beetle High Back

Beetle Low Back

### £

1031.00 +C.O.M 3 meters

983.00 +C.O.M 2 meters



## Loop Lounge

### Desc.

Loop Lounge Low

### £

1185.00 +C.O.M 2.5 meters



Nirvana Base 124



Nirvana Base 125



Nirvana 05 Base 124



Nirvana 05 Base 125

## Nirvana

### Desc.

Nirvana Base 124  
 Nirvana Base 125  
 Nirvana-05 Base 124  
 Nirvana-05 Base 125

### £

2031.00 + 3.5 meters COM  
 2447.00 + 3.5 meters COM  
 1785.00 + 3 meters COM  
 2201.00 + 3 meters COM





## Skapa

**Model****SKAPA CHAIR  
UPH SHELL****SKAPA CHAIR  
LAMINATE SHELL****SKAPA ARMCHAIR  
UPH SHELL****SKAPA ARMCHAIR  
LAMINATE SHELL****Customers own  
material length**

1.7 meters

1.7 meters

2.2 meters

1.7 meters

**Price**

£377.00

£426.00

£447.00

£485.00

**Model****SKAPA GREY  
SUBFRAME ASH  
LEGS****SKAPA SPIDER  
BASE****SKAPA ROUND  
SWIVEL BASE****SKAPA SKID  
BASE****Code**

213500

213503

213515

213505M

**Price**

£84.00

£190.00

£185.00

£102.00

**Model****SKAPA 4 STAR  
SWIVEL GAS****SKAPA 4 STAR  
SWIVEL NO GAS****SKAPA 4 STAR  
SWIVEL****SKAPA 5 STAR  
SWIVEL GAS****Code**

102028 G

102028 NG

401400

102045

**Price**

£135.00

£135.00

£200.00

£154.00



## Puffin Chair

**Model****PUFFIN CHAIR****PUFFIN TABLE****Description**

Reception chair with round edged upholstered seat and back

Complimentary table, powder coated tubular frame and 18mm MFC top with radiused corners

**Fabric Group 1**

0	£328.00
1	£355.00
2	£368.00
3	£395.00
4	£425.00

Square - 610 x 520 x 350mm (H)  
£144.00

Rectangular - 920 x 620 x 350mm (H)  
£163.00

## BAL430

**Model****BAL430****Description**

Heavy duty reception chair

**Fabric Group 1**

0	£288.00
1	£321.00
2	£336.00
3	£368.00
4	£399.00



# Coffee Tables





### GLBS

Square shaped black toughened glass table

Size (w x d x h)	£
600 x 600 x 420mm	517.00



### GLBR

Rectangular shaped black toughened glass table

Size (w x d x h)	£
1200 x 600 x 420mm	616.00



### GLWS

Square shaped white toughened glass table

Size (w x d x h)	£
600 x 600 x 420mm	517.00



### GLWR

Rectangular shaped white toughened glass table

Size (w x d x h)	£
1200 x 600 x 420mm	616.00



### E-19-50 Coffee Table Base

#### Desc.

450mm diameter brushed stainless steel base with adjustable glides, 76mm diameter column. 500mm high

£
116.00



### E-05-50 Coffee Table Base

#### Desc.

450 x 450mm square brushed stainless steel base with adjustable glides, 76mm diameter column. 500mm high

£
124.00





### WHC4570

Round white table with gloss finish and chrome trumpet base

Size (diameter x h)	£
700 x 450mm	643.00



### GLC4570

Round glass table with chrome trumpet base

Size (diameter x h)	£
700 x 450mm	643.00



Other top finishes available



### CT-611A

**Desc.**

CT-611A Rectangular Black glass top, stainless steel frame 1200 x 600 x 400mm(h)

£

206.00



### CT-611B

**Desc.**

CT-611B Square Black glass top, stainless steel frame 600 x 600 x 400mm(h)

£

179.00



### CT-500A

**Desc.**

CT-500A Rectangular Frosted glass top, stainless steel frame 1200 x 600 x 400mm(h)

£

219.00



### CT-500B

**Desc.**

CT-500B Square Frosted glass top, stainless steel frame 600 x 600 x 400mm(h)

£

181.00



### E-82

**Desc.**

E-82A Coffee table. Stainless steel frame 1200 x 600mm. Various MFC top sizes available

E-82B Coffee table. Stainless steel frame 600 x 600mm. Various MFC top sizes available

£

208.00

156.00



### E-81

**Desc.**

Brushed stainless steel 4 leg  
base. 430mm high

**£**

74.00



### E-79H

**Desc.**

Brushed stainless steel 4 leg  
base. 430mm high

**£**

97.00



### ST Coffee Table

**Desc.**

600 x 600 x 450mm MFC top  
1200 x 600 x 450mm MFC top

**£**

123.00

184.00

Other sizes available



### Galaxy 7

**Desc.**

490 x 410 x 430(h)mm

**£**

143.00



### Focus 100 Coffee Table

Coffee Table with 18mm Polished Bullnose Edge and Radius Corners with Wooden 4 Legged Under Frame  
\*standard stock laminate finishes only

**Code**

BALMOT60W

BALMOT12W

BALMOT60D

**Desc.**

Square - 600 x 600 x 420 (h) 0mm

Rectangular - 1200 x 600 x 420 (h) mm

Circular - 600 diameter x 420 (h) mm

**£**

242.00

284.00

252.00

# Multi-purpose **Furniture**



**Model****HOXTON/A FRAME****Description**

Polypropylene seat and back with chrome 4 leg frame

**Finish**

Polypropylene

£179.00

**HOXTON/B FRAME**

Polypropylene seat and back with chrome skid frame

£187.00

**HOXTON/K FRAME**

Polypropylene seat and back with beech or black wooden 4 leg frame

£187.00

**HOXTON/M FRAME**

Polypropylene seat and back with black steel wire leg frame

£216.00

**Model****HOXTON/N FRAME****Description**

Polypropylene seat and back with chrome steel wire leg frame

**Finish**

Polypropylene

£216.00

**HOXTON/R FRAME**

Polypropylene seat and back with polypropylene black or grey leg frame

£205.00

**HOXTON HIGHSTOOL**

Polypropylene seat and back with chrome skid frame

£224.00

**HOXTON SWIVEL CHAIR**

Polypropylene seat and back with black base on castors

£210.00

**Model****LUNA****Description**

Polypropylene seat and back with beech 4 leg frame

**Finish**

Polypropylene

£189.00

**FLEX 4 LEG**

Polypropylene seat and back with chrome 4 leg frame

£177.00

**FLEX SKID**

Polypropylene seat and back with chrome skid frame

£173.00

**SHELL**

Polypropylene seat and back with chrome 4 leg frame

£91.00

**Model****NOW****Description**

Polypropylene seat and back with chrome 4 leg frame white inner, coloured outer

**Finish**

Polypropylene

£168.00

**DU-0923 W**

Polypropylene shell with beech wooden 4 leg frame. In Light Grey, Black or White.

£89.00

**DU-0923 M**

Polypropylene shell with metal 4 leg frame. In Light Grey, Black or White.

£89.00

**KANVAS-S**

Polypropylene seat and back with chrome skid frame

£152.00

**Model****KANVAS-NA****Description**

Polypropylene seat and back with white 4 leg frame

**Finish**

Polypropylene

£152.00

**KANVAS-BL**

Polypropylene seat and back with beech 4 leg frame

£357.00

**SLOT-S**

Polypropylene seat and back with white skid frame

£179.00

**COLOUR FIVE NA**

Multi coloured shell with chrome 4 leg frame

£315.00

**Model****SHOREDITCH/E  
FRAME****Description**

Polypropylene seat and back with chrome skid frame

**Finish**

Polypropylene

£189.00

**SHOREDITCH/F  
FRAME**

Polypropylene seat and back with chrome 4 leg frame

£182.00

**SHOREDITCH/K  
FRAME**

Polypropylene seat and back with beech or black wooden 4 leg frame

£189.00

**SHOREDITCH/M  
FRAME**

Polypropylene seat and back with black steel wire leg frame

£189.00

**Model****SHOREDITCH/N  
FRAME****Description**

Polypropylene seat and back with chrome steel wire leg frame

**Finish**

Polypropylene

£216.00

**SHOREDITCH/R  
FRAME**

Polypropylene seat and back with polypropylene black or grey leg frame

£214.00

**SHOREDITCH/E  
FRAME STOOL**

Polypropylene seat and back with chrome skid frame. Available in 2 heights.

£240.00

**SHOREDITCH/K  
FRAME STOOL**

Polypropylene seat and back with beech or black wooden 4 leg frame

£240.00

**Model****SHOREDITCH  
SWIVEL CHAIR****Description**

Polypropylene seat and back with black base on castors

**Finish**

Polypropylene

£214.00

**SHOREDITCH/K  
FRAME ARMCHAIR**

Polypropylene seat and back with beech or black wooden 4 leg frame

£216.00

**SHOREDITCH/M  
FRAME ARMCHAIR**

Polypropylene seat and back with black steel wire leg frame

£240.00

**SHOREDITCH/N  
FRAME ARMCHAIR**

Polypropylene seat and back with chrome steel wire leg frame

£240.00



**Model****POPPY 4 LEG****Description**

Polypropylene back, upholstered seat with polished oak or natural 4 leg frame

**Finish**

Polypropylene

£416.00

**POPPY SKID**

Polypropylene back, upholstered seat with chrome skid frame

£416.00

**POPPY 4 LEG BLACK**

Polypropylene back, upholstered seat with polished black 4 leg frame

£416.00

**TOGETHER**

Technopolymer back and seat with wooden 4 leg frame

£446.00

**Model****BIG BANG****Description**

Multi coloured shell with chrome 4 leg frame

**Finish**

Polypropylene

£179.00

**ALHAMBRA-S**

Polypropylene seat and back, two tone with chrome skid frame

£173.00

**ALHAMBRA-NA**

Polypropylene seat and back, two tone with chrome 4 leg frame

£194.00

**BAKHITA**

Technopolymer seat back and frame

Technopolymer  
£139.00

**Model****BAKHITA-B****Description**

Technopolymer seat back and frame

**Finish**

Polypropylene

Technopolymer  
£154.00

**PORTA VENEZIA CHAIR**

Polypropylene seat and back with beech 4 leg frame

£357.00





**Model**

**PARIS SIDE CHAIR**

**PARIS LOW STOOL**

**PARIS HIGH STOOL**

**PARIS HIGH STOOL WITH BACK**

**Description**

Steel seat back and frame

Steel seat and frame

Steel seat and frame

Steel seat back and frame

**Finish**

Steel

£137.00

£111.00

£132.00

£163.00



**Model**

**MILE SIDE CHAIR**

**TOULON SIDE CHAIR**

**TOULON HIGH STOOL**

**Description**

Wooden seat and back with chrome 4 leg frame

Polished steel seat back and frame

Polished steel seat back and frame

**Finish**

Polypropylene

Wooden £135.00

Aluminium £154.00

Aluminium £252.00

**Model****VERONA SIDE CHAIR****Description**

Wooden seat and back with chrome 4 leg frame

**Finish**

Polypropylene

Wooden £166.00

**MARIQUITA/D FRAME**

Polypropylene seat and back with chrome 4 leg frame

£147.00

**Model****MARIQUITA/B FRAME****Description**

Polypropylene seat and back with chrome skid frame

**Finish**

Polypropylene

£131.00

**MARIQUITA/A FRAME**

Polypropylene seat and back high stool with chrome skid frame

£156.00

**MALIKA/A FRAME**

Polypropylene seat and back with chrome 4 leg frame

£147.00

**MALIKA/B FRAME**

Polypropylene seat and back with chrome skid frame

£164.00

**Model****MALIKA HIGH STOOL****Description**

Polypropylene seat and back with chrome 4 leg frame

**Finish**

Polypropylene

£217.00

**MELITA/A FRAME**

Polypropylene seat and back with chrome 4 leg frame

£139.00

**MELITA/B FRAME**

Polypropylene seat and back with chrome skid frame

£156.00

**MELITA HIGH STOOL**

Polypropylene seat and back with chrome 4 leg frame

£208.00

**Model****FLASH 160 4LCH****PLOP 230****FLASH 160 STOOL 4LCH****MONO 170****Description**

Polypropylene seat and back with chrome 4 leg frame

Polypropylene seat and back with aluminium frame

Polypropylene seat and back high stool with chrome 4 leg frame

Polypropylene seat and back with chrome 4 leg frame

**Finish**

Polypropylene

£107.00

£133.00

£185.00

£107.00

**Model****PORTA VENEZIA HIGH STOOL****ISIDORA****MOON****IRIS****Description**

Polypropylene seat and back with beech 4 leg frame

Technopolymer seat back and frame

Technopolymer seat back and frame

Technopolymer seat back and frame

**Finish**

Polypropylene

£504.00

Technopolymer  
£147.00Technopolymer  
£147.00Technopolymer  
£103.00

THE MAJORITY OF THE POLYPROPYLENE CHAIRS ARE AVAILABLE IN A CHOICE OF COLOURS. PLEASE CONTACT THE SALES OFFICE FOR FULL DETAILS.

**E-19**

- 450mm diameter brushed stainless steel base with adjustable glides
- 76mm diameter column
- 720mm high
- Max. recommended top size 900mm diameter

**£124.00****E-19B**

- 580mm diameter brushed stainless steel base with adjustable glides
- 76mm diameter column
- 720mm high
- Max. recommended top size 1200mm diameter

**£147.00****E-19-62**

- 450mm diameter brushed stainless steel base with adjustable glides
- 76mm diameter column
- 625mm high
- Max. recommended top size 900mm diameter

**£116.00****E-19-50**

- 450mm diameter brushed stainless steel base with adjustable glides
- 76mm diameter column
- 500mm high
- Max. recommended top size 900mm diameter

**£116.00****E-05**

- 450 x 450mm square brushed stainless steel base with adjustable glides
- 76mm diameter column
- 720mm high
- Max. recommended top size 900 x 900mm

**£131.00****E-05-50**

- 450 x 450mm square brushed stainless steel base with adjustable glides
- 76mm diameter column
- 500mm high
- Max. recommended top size 900 x 900mm

**£124.00**



E-12

- 800 x 500mm rectangular double pedestal brushed stainless steel base with adjustable glides
- 76mm diameter double column
- 720mm high
- Max. recommended top size 1600 x 900mm

**£189.00**



E-19-105

- 450mm diameter brushed stainless steel base with adjustable glides
- 76mm diameter column
- 1050mm high
- Max. recommended top size 700mm diameter

**£131.00**



E-15

- 450mm diameter graphite cast iron pedestal base
- 76mm diameter column
- 720mm high
- Max. recommended top size 800mm

**£105.00**



F-40

- 450 x 450mm square graphite cast iron pedestal base
- 76mm diameter column
- 720mm high
- Max. recommended top size 900 x 900mm

**£116.00**



J-05

- Cast iron black pedestal base
- 720mm high
- Max. recommended top size 900 x 900mm or 1000 x 1000mm

**£110.00**



J-04

- Cast iron black double pedestal base
- 720mm high
- Max. recommended top size 1600 x 800mm

**£122.00**

**H4**

- Brushed stainless steel
- Double pedestal
- 720mm high
- Suitable for outdoor use
- Max. recommended top size 1600 x 900mm

**£200.00****E-55A**

- Brushed stainless steel pedestal base
- 720mm high
- Suitable for outdoor use
- Max. recommended top size 900 x 900mm

**£126.00****E05-XXL**

- Brushed stainless steel
- 550 x 550mm base
- 720mm high
- Max. recommended top size 1300mm diameter or 1000 x 1000mm

**£145.00****J-19-55**

- Cast iron black pedestal base
- 550mm diameter base
- 720mm high
- Max. recommended top size 1200mm diameter

**£98.00****E15-B**

- Cast iron black pedestal base
- 580mm diameter base
- 720mm high
- Max. recommended top size 1200mm diameter

**£105.00****J17-T**

- Cast iron black pedestal base
- 540 x 400mm base
- 720mm high
- Max. recommended top size 1400 x 800mm

**£122.00**



J-19-43

- Cast iron black pedestal base
- 430mm diameter base
- 720mm high
- Max. recommended top size 800mm diameter

£105.00



J-17

- 730 x 400mm rectangular double pedestal brushed stainless steel base with adjustable glides
- 76mm diameter double column
- 720mm high
- Max. recommended top size 1600 x 900mm

£147.00



F-40D

- 700 x 400mm rectangular double pedestal brushed stainless steel base with adjustable glides
- 76mm diameter double column
- 720mm high
- Max. recommended top size 1600 x 900mm

£122.00



J-17-B

- 450 x 450mm square graphite cast iron pedestal base
- 76mm diameter column
- 720mm high
- Max. recommended top size 900 x 900mm

£116.00



Z6

- Flip top polished aluminum base.
- 720 high.
- Suitable for outdoor use
- Maximum top size 700mm Diameter

£110.00



RD60

Ceramic top with stainless steel edge - top only - suitable for indoor and outdoor use

Code	Desc.	£
RD60	600mm diameter	110.00
SQ60	600 x 600mm	110.00



### E-79H

- Brushed stainless steel 4 leg base
- 430mm high
- Max. top size 1200 x 600mm

**K.D £89.00**  
**Assembled £97.00**



### E-81

- Brushed stainless steel 4 leg base
- 430mm high
- Max. top size 1200 x 600mm

**K.D £63.00**  
**Assembled £74.00**



### E-83-600H

- Chrome 3 leg table base
- 600mm high
- Max. top size 600mm diameter

**K.D £95.00**  
**Assembled £105.00**



### E-83-720H

- Chrome 3 leg table base
- 720mm high
- Max. top size 600mm diameter

**K.D £95.00**  
**Assembled £105.00**



### E-134-720H

- Cast iron black 4 leg base
- 720mm high
- Max. top size 800 x 800mm

**K.D £91.00**  
**Assembled £118.00**



### H102

- Cast iron black base
- 720mm high
- Max. top size 1800 x 1000mm

**K.D £315.00**  
**Assembled £353.00**





E-134-600H

- Cast iron black 4 leg base
- 600mm high
- Max. top size 800 x 800mm

K.D £91.00

Assembled £118.00



H107

- Cast iron black base
- 720mm high
- Max. top size 1400 x 800mm

K.D £168.00

Assembled £196.00



H76

- Cast iron black base
- 725mm high
- Max. top size 1600 x 1000mm

K.D £231.00

Assembled £257.00



Zeus Large Base

- Vintage Brass or Rose Gold
- Available in 3 sizes -
  - Coffee 430mm high
  - Dining 720mm high
  - Poseur 1100mm high
- 580mm diameter base
- Max. top size 1200mm diameter

Large Coffee Base - £263.00

Large Dining Base - £275.00

Large Poseur Base - £282.00



Zeus Small Base

- Vintage Brass or Rose Gold
- Available in 3 sizes -
  - Coffee 430mm high
  - Dining 720mm high
  - Poseur 1100mm high
- 420mm diameter base
- Max. top size 800mm diameter

Small Coffee Base - £196.00

Small Dining Base - £208.00

Small Poseur Base - £215.00



### E-158

- 450 x 450mm square polished gold base with adjustable glides
- 80 x 80mm black / gold column
- 720mm high
- Max. top size 900 x 900mm

**K.D £120.00**  
**Assembled £156.00**



### E-159

- 450mm diameter polished gold base with adjustable glides
- 76mm diameter black / gold column
- 720mm high
- Max. top size 900mm diameter

**K.D £104.00**  
**Assembled £140.00**



### E-159B

- 580mm diameter polished gold base with adjustable glides
- 76mm diameter black / gold column
- 720mm high
- Max. top size 1200mm diameter

**K.D £118.00**  
**Assembled £154.00**



### E-18C

- 500mm diameter polished brass base with adjustable glides
- 76mm diameter column
- 720mm high
- Max. top size 900mm diameter

**K.D £98.00**  
**Assembled £134.00**



### E-15-105

- 450mm diameter black cast iron pedestal base with adjustable glides
- 76mm diameter column
- 1050mm high
- Max. top size 700mm diameter

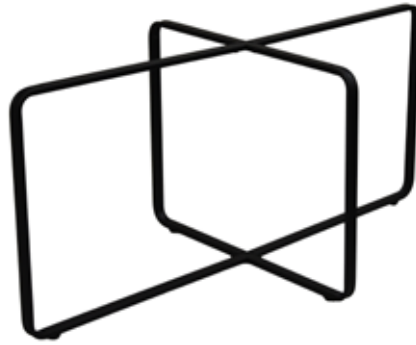

**K.D £84.00**  
**Assembled £108.00**



### P-21A

- Matt black coffee table with steel top
- 470mm top
- 385mm high

**K.D £66.00**  
**Assembled £102.00**



### P-13

- Matt black coffee table
- To suit 600mm diameter top
- 400mm high

**K.D £52.00**  
**Assembled £68.00**

### P-12

- Matt black coffee table
- To suit 1000 x 600mm top
- 400mm high

**K.D £68.00**  
**Assembled £84.00**

## Table Tops



RD60BK



RD60WHBR



SQ70BKBR



SQ70WHBR

Code	Description	Size (mm)	K.D (£)	Assembled (£)
RD60BKBR	Black ceramic top, brass edge	600 dia	87.00	103.00
SQ70BKBR	Black ceramic top, brass edge	710 x 710	138.00	154.00
RD60BK	Black ceramic top, stainless steel edge	600 dia	86.00	104.00
SQ60BK	Black ceramic top, stainless steel edge	600 x 600	86.00	104.00
RD60WHBR	White ceramic top, brass edge	600 dia	87.00	103.00
SQ70WHBR	White ceramic top, brass edge	710 x 710	138.00	154.00

# Folding Seating



## Folding Chairs

The ultimate basic for any event. Easy to set up and to store, available in a wide range of colours.



### 904 G2

Folding chair. Tubular steel frame with fully upholstered seat and back. Includes integral linking device.

Stock Colours - Bronze, silver or black frame.  
Available Fabrics - Camira Mainline Plus Ign 5 Fabric, Camira Mainline Flax Ign 5 Fabric, Spectrum Ign 5 Vinyl

Qty	£
1-50	161.00
51-200	155.00
201+	152.00



### 2418 USBA

Folding chair. Double rolled steel frame. 'A' shape back. Upholstered seat and back. Includes integral linking device.

Stock Colours - Bronze, silver or black frame.  
Available Fabrics - Camira Mainline Plus Ign 5 Fabric, Camira Mainline Flax Ign 5 Fabric, Spectrum Ign 5 Vinyl

Qty	£
1-50	325.00
51-200	309.00
201+	287.00



### 2418 USBB

Folding chair. Double rolled steel frame. 'B' shape back. Upholstered seat and back. Includes integral linking device.

Stock Colours - Bronze, silver or black frame.  
Available Fabrics - Camira Mainline Plus Ign 5 Fabric, Camira Mainline Flax Ign 5 Fabric, Spectrum Ign 5 Vinyl

Qty	£
1-50	325.00
51-200	309.00
201+	287.00



## 2450 USBB

Folding chair. Double rolled steel frame. 'B' shape back. Upholstered seat and back. Extra wide seat. Includes integral linking device.

Stock Colours - Bronze, silver or black frame.  
Available Fabrics - Camira Mainline Plus Ign 5 Fabric, Camira Mainline Flax Ign 5 Fabric, Spectrum Ign 5 Vinyl

Qty	£
1-50	353.00
51-200	325.00
201+	319.00



## HT50

Hanging storage trolley

HT50 Capacity

904G2 = 24 chairs

2418, 2450 = 54 chairs

Qty	£
1	1506.00



# Outdoor Furniture



**Model****MADRID SIDE CHAIR****Description**

PL Rope (Polyester) seat and back with aluminium 4 leg frame

**Finish**

PL Rope (Polyester)

£292.00

**MADRID ARM CHAIR**

PL Rope (Polyester) seat and back with aluminium 4 leg frame

£341.00

**MADRID TABLE**

700 x 700mm

£433.00

**Model****LISBON SIDE CHAIR****Description**

Polypropylene seat and back with Polypropylene 4 leg frame

**Finish**

Polypropylene

£154.00

**LISBON ARM CHAIR**

Polypropylene seat and back with Polypropylene 4 leg frame

£175.00

**Model****RIGA SIDE CHAIR****Description**

Wooden seat and back with EPC Aluminium 4 leg frame

**Finish**

Polypropylene

£242.00

**RIGA TABLE**

Wooden top with EPC Aluminium 4 leg frame

£464.00

**MONACO TABLE**

700 x 700mm

£269.00





**Model****ALUMINIUM SIDE CHAIR****Description**

Aluminium seat, back and 4 leg frame

**Finish**

Aluminium

£107.00

**ALUMINIUM ARM CHAIR**

Aluminium seat, back and 4 leg frame

£110.00

**ALUMINIUM BAR STOOL**

Aluminium seat, back and 4 leg frame

£200.00

**ALUMINIUM ROUND TABLE + TOPALIT SMARTLINE TOP**

700mm diameter x 710(h) mm

£254.00

**Model****ALUMINIUM SQUARE TABLE + TOPALIT SMARTLINE TOP****Description**

700 x 700 x 710(h) mm

**Finish**

Aluminium

£305.00

**H4 TABLE BASE**

- Brushed stainless steel
- Double pedestal
- 720mm high
- Max. recommended top size 1600 x 900mm

£200.00

**E-55A TABLE BASE**

- Brushed stainless steel pedestal base
- 720mm high
- Max. recommended top size 900 x 900mm

£126.00

**Model****Z6 TABLE BASE****Description**

- Flip top polished aluminium base.
- 720 high.
- Maximum top size 700mm Diameter

**Finish**

Aluminium

£110.00

**RD60**

Ceramic top with stainless steel edge - top only - suitable for indoor and outdoor use

**Code****Desc.****£**

RD60

600mm diameter

**110.00**

SQ60

600 x 600mm

**110.00**

**Model****SORRENTO SIDE  
CHAIR****SORRENTO ARM  
CHAIR****Description**Resin weave seat and  
back with aluminium  
4 leg frameResin weave seat and  
back with aluminium  
4 leg frame**Finish**

Resin Weave

£200.00

£219.00

**Model****SORRENTO TUB  
STACKING CHAIR****Description**Resin weave seat and  
back with aluminium  
4 leg frame**Finish**

Resin Weave

£320.00



1



2



3



4

## H24

### Desc.

- 1-Bench & Backrest
- 2-Flat Bench
- 3-Double Seat & Backrest
- 4-Table

### Size mm


- 2000 x 600 x 810(h)
- 2000 x 440 x 450(h)
- 2000 x 790 x 810(h)
- 2000 x 780 x 750(h)

### Painted £

- 2590.00
- 1544.00
- 3260.00
- 2571.00

### Varnished £

- 3418.00
- 1950.00
- 4234.00
- 3302.00








1



2



3



4



5

015

Desc.	Painted £	Satin £
1-Flat Bench	1856.00	2719.00
2-Table	2678.00	6074.00
3-Bench & Backrest	2656.00	4426.00
4-Concave/Convex Seat & Backrest	4117.00	6080.00
5-Concave/Convex Seat	2344.00	4218.00

Painted £	Satin £
1856.00	2719.00
2678.00	6074.00
2656.00	4426.00
4117.00	6080.00
2344.00	4218.00

# Beam Seating

All beam seating has standard finish of black legs & frames.

Polypropylene seat and back

Upholstered options available





## Polypropylene Beam Seating

• Upholstered seats and backs available - Contact Sales Office

- Frame & Leg Colour Options Available
- Floor Fixed or Free Standing Available
- Tables & Arm Options Available



**Class 100** Chrome leg standard

**Pearl 110** Chrome leg standard

Desc.	£
2 Seat	562.00
3 Seat	746.00
4 Seat	919.00
5 Seat	1122.00

Desc.	£
2 Seat	615.00
3 Seat	819.00
4 Seat	1033.00
5 Seat	1227.00



**Aktiva 120** Chrome leg standard

**Clip 200** Chrome leg standard

Desc.	£
2 Seat	552.00
3 Seat	730.00
4 Seat	912.00
5 Seat	1098.00

Desc.	£
2 Seat	730.00
3 Seat	1003.00
4 Seat	1266.00
5 Seat	1539.00



POA for floor fixed flip up version



Pricing below is for Star 500 Chrome standard leg with standard fixed seats

**Star 500** Chrome leg standard

Desc.	£
2 Seat	441.00
3 Seat	562.00
4 Seat	688.00
5 Seat	819.00

Upholstered seats and backs available - Contact Sales Office



**Movie 550** Chrome leg standard

Desc.	£
2 Seat	441.00
3 Seat	581.00
4 Seat	704.00
5 Seat	798.00



**Replay 560** Chrome leg standard

Desc.	£
2 Seat	468.00
3 Seat	618.00
4 Seat	718.00
5 Seat	877.00



**Rewind 570** Chrome leg standard

Desc.	£
2 Seat	468.00
3 Seat	618.00
4 Seat	718.00
5 Seat	877.00



**Class 100 New**

Desc.	£
2 Seat	933.00
3 Seat	1176.00



**Aktiva 120 New**

Desc.	£
2 Seat	924.00
3 Seat	1161.00



**Clip 200 New**

Desc.	£
2 Seat	1101.00
3 Seat	1426.00



### La Filo Plastic

Chrome frame and legs, polypropylene seat and back

Desc.	£
2 Seat	540.00
3 Seat	716.00
4 Seat	882.00
Single arm for above	74.00

### Upholstered Beam Seating



### La Filo Soft

Chrome frame and legs, polypropylene seat and back with upholstered pads

Desc.	Band 1 £	Band 2 £	Band 3 £	Band 4 £
2 Seat	681.00	695.00	716.00	735.00
3 Seat	908.00	937.00	962.00	992.00
4 Seat	1132.00	1174.00	1208.00	1246.00



## Multi

Chrome frame and legs, polypropylene seat and back

Desc.	£
2 Seat	443.00
2 Seat & 1 Table	601.00
3 Seat	584.00
3 Seat & 1 Table	746.00
4 Seat	729.00
4 Seat & 1 Table	884.00
5 Seat	920.00

Upholstered Seat or Back Pad  
Price shown is per seat or per back pad

Band	£
1	51.00
2	55.00
3	59.00
4	63.00





## Alina

Chrome frame and legs

Desc.	Upholstered Seat & Mesh Back* £	Upholstered Seat & Back* £
2 Seat	653.00	643.00
2 Seat & 1 Table	756.00	689.00
3 Seat	845.00	803.00
3 Seat & 1 Table	956.00	870.00
4 Seat	1210.00	994.00
4 Seat & 1 Table	1319.00	1101.00
5 Seat	1546.00	1269.00

\* Add cost of seat  
according to table below

\* Add cost of seat & back  
according to table below

### Upholstered Seat or Back Pad

Price shown is per seat or per back pad

Band	£
1	51.00
2	55.00
3	59.00
4	63.00

Arms, Arms & Writing Tables are available for  
all above options

Also available in black and painted aluminium  
finishes with floor fixed option



## Iso Smart Beam Seating

Black legs and beam, Black polypropylene seat and back

### Model

Two seater unit	478.00
Three seater unit	597.00
Four seater unit	744.00
Five seater unit	877.00
Two seater unit & One Table	615.00
Three seater unit & One Table	733.00
Four seater unit & One Table	880.00

### OPTIONAL

Silver Legs	47.00
Upholstered seat panel, Mainline Plus	40.00
Upholstered seat panel, Just Colour	52.00
Upholstered back panel, Mainline Plus	40.00
Upholstered back panel, Just Colour	52.00
Wooden seat and back (per seat)	118.00



## Iso Beam Seating

Black legs and beam, upholstered seat and back in Mainline Plus fabric

### Model

Two seater unit, Mainline Plus Fabric	606.00
Three seater unit, Mainline Plus Fabric	789.00
Four seater unit, Mainline Plus Fabric	1000.00
Five seater unit, Mainline Plus Fabric	1197.00
Two seater unit & One Table, Mainline Plus Fabric	743.00
Three seater unit & One Table, Mainline Plus Fabric	925.00
Four seater unit & One Table, Mainline Plus Fabric	1136.00

### OPTIONAL

Chieftain Vinyl (per seat & back)	26.00
Grey painted leg and frame	25.00
Silver Legs	47.00
Wooden seat & back (per seat)	6.00



Other fabric options available

# Zoeflig Seating

Price on request



## inFINITE




System seating has never been so flexible. Our cutting-edge, award-winning beamless inFINITE seating has introduced limitless reconfigurability to passenger terminals and public spaces around the world.

Now this dynamic seating can be infinitely transformed from traditional rows to convivial arc shapes to functional clusters and back into rows again with just one small modification. This allows the unique freedom to create remarkable passenger terminal and public space layouts that can be constantly adapted to accommodate changing requirements.

inFINITE. The possibilities are endless.

We can match our inFINITE upholstery to any RAL or Pantone colours.



### Zona Beam Seat

Proof that strength comes in many forms, Zona is fresh and modern, but its slim profile and uncluttered design cost nothing in terms of durability and robustness. The simplicity which makes it so attractive also means it's easily assembled. A designed product, it appeals to those who appreciate refined touches as well as to weary passengers grateful for good-looking comfort. Whether you need continuous rows, back-to-back arrangements, seat-and-table modules of two to seven units, or corner units configured through 90 degrees, Zona's versatility is designed in. You can even arrange them in curves.





## Zenky Range

Innovative and design-led, Zenky boasts clean, crisp lines allied to market-leading strength and durability and, as with all Zoefftig product, there's also simplicity, comfort and almost limitless versatility, flexibility and ease of maintenance. The Zenky caters for the body's many and various shapes, and is designed specifically to support them, in comfort, for extended periods. The seats are easy and safe to move and subject to the most rigorous strength-testing; they also have the kind of minimal footprint and slim design which looks great while offering excellent sight-lines and access around and beneath them.

## Zenky Plus (High back)



## Zineare

Zineare shows that you can have it all. Elegance and sophistication in combination with versatility and robustness: when Zoefftig design and manufacture furniture, it's as hard-wearing as it is good-looking. Its strength is, literally, its strength, which equips it as well for exterior as for interior use. And Zineare's as flexible as it is durable; it comes with table, seat and bench options and is available in a variety of finishes. It's at home wherever people need to wait in comfort, inside or out, which means ferry ports and railway and coach stations, as well as airports.



## Balmoral Approved Furniture Suppliers

**VERCO**[www.verco.co.uk](http://www.verco.co.uk)**PEDRALI**<sup>®</sup>  
THE ITALIAN ESSENCE[www.pedrali.it](http://www.pedrali.it)**BISLEY**[www.bisley.com](http://www.bisley.com)**SINETICA**  
INDUSTRIES[www.sineticaindustries.com](http://www.sineticaindustries.com)**Gaber**<sup>®</sup>[www.gaber.it](http://www.gaber.it)*Zoeflig*[www.zoeflig.com](http://www.zoeflig.com)**ocee**  
DESIGN[www.oceedesign.com](http://www.oceedesign.com)**RANDEX**  
IDEAS IN ACTION[www.randex.com](http://www.randex.com)**infiniti**[www.infinitidesign.it](http://www.infinitidesign.it)**DIEMMEBI**[www.diemmebi.com](http://www.diemmebi.com)**torre**<sub>1961</sub>[www.torre.it](http://www.torre.it)**ACCENTO**[www.accentosrl.it](http://www.accentosrl.it)



[www.cmsergonomics.com](http://www.cmsergonomics.com)



[www.posturite.co.uk](http://www.posturite.co.uk)

## Balmoral Approved Fabric Suppliers



[www.sunburydesign.com](http://www.sunburydesign.com)



[www.balmoraltextiles.co.uk](http://www.balmoraltextiles.co.uk)



[www.chieftainfabrics.com](http://www.chieftainfabrics.com)

**camira**

[www.camirafabrics.com](http://www.camirafabrics.com)

**AGUA**  
UPHOLSTERY FABRICS

[www.aguafabrics.com](http://www.aguafabrics.com)

**Pamaz**<sup>®</sup>

[www.panaz.com](http://www.panaz.com)



[www.abbotsford-textiles.com](http://www.abbotsford-textiles.com)

# Fabric Options

## Fabric Group 1

Band 0	Band 1	Band 2	Band 3	Band 4
CAMIRA	CAMIRA	CAMIRA	CAMIRA	CAMIRA
Citadel Phoenix Target	Canopy Chateau Era Gravity Main Line Plus Manhattan Rivet Sprint Urban X2 Xtreme	Aspect Honeycomb Main Line Flax Patina Xtreme CS	24/7 Flax 24/7+ Aquarius Blazer Hemp Hi-Tech Landscape Collection Main Line Flax Stripe Silk Synergy Track Vita	Craggan Flax Individuo Intervene Range Halcyon
			CHIEFTAIN	
			Just Colour	
			PANAZ	PANAZ
			Aston Zest	Kilda

## Fabric Group 2

Band 0	Band 1	Band 2	Band 3	Band 4	Band 5
CAMIRA	CAMIRA	CAMIRA	CAMIRA	CAMIRA	CAMIRA
Advantage Citadel Phoenix	Era Gravity Rivet X2 Xtreme	Canopy Chateau Main Line Plus Manhattan Sprint Urban Velocity	Aspect Honeycomb Main Line Flax Patina Xtreme CS	24/7 Flax Aquarius Blazer Hemp Hi-Tech Landscape Collection Main Line Flax Stripe Silk Synergy Track Vita	Code Craggan Craggan Flax Individuo Intervene Range Trail Halcyon
				CHIEFTAIN	
				Just Colour	
				PANAZ	PANAZ
				Aston Zest	Kilda

## Fabric Group 3

Band 1	Band 2	Band 3	Band 4	Band 5
CAMIRA	CAMIRA	CAMIRA	CAMIRA	CAMIRA
Citadel Phoenix	Advantage Era Target	Canopy Manhattan Rivet Gravity Xtreme	Chateau Sprint Urban Plus Vita X2	Aspect Main Line Plus Manila Patina Xtreme CS
		CHIEFTAIN	CHIEFTAIN	CHIEFTAIN
		Trimcell Classic	Just Colour Just Colour Pattern Carino Trimcell Legend	Lionella Pasha
			PANAZ	PANAZ
			Alba Cadet Circuit Etch Marna Montague Trek Voyage Zest Venture Highland Plain	Aston Brookland Darcy Highland Stretch Myriad Soft Touch PU Ultimate Touch

## P.O.A

## CAMIRA

Honeycomb  
Blazer  
Code  
Craggan  
Craggan Flax  
Main Line Flax

In accordance with our policy of continuous product development and improvement, we reserve the right to change the specifications of products illustrated and described in this catalogue without prior notice.



Moffett & Sons Limited

Seymour Hill Industrial Estate  
Dunmurry Belfast  
BT17 9PW  
Northern Ireland

Tel: 028 90 301411  
Fax: 028 90 610785  
Contracts Fax: 028 90 604140

Email: [enquiries@moffett.co.uk](mailto:enquiries@moffett.co.uk)  
[www.balmoralcontracts.co.uk](http://www.balmoralcontracts.co.uk)

